

**Data sheet | Item number: 770-243**

Socket; 3-pole; Cod. B; 4,00 mm<sup>2</sup>; gray

[www.wago.com/770-243](http://www.wago.com/770-243)



**Color:**



Subject to changes. Please also observe the further product documentation!

---

WAGO GmbH & Co. KG  
Hansastr. 27  
32423 Minden  
Phone: +49571 887-0 | Fax: +49571 887-169  
Email: [info.de@wago.com](mailto:info.de@wago.com) | Web: [www.wago.com](http://www.wago.com)

Do you have any questions about our products?  
We are always happy to take your call at +49 (571) 887-44222.



## Item description

### Female connector/socket WINSTA® MIDI rated current 25 A

The WINSTA® MIDI female connector/socket B coding allows assembly of fine-stranded and solid conductors. The pluggable installation connectors with spring pressure connection technology function without screw connections. They allow resource-efficient, error-free installation in a large number of applications. The coding options reduce installation errors, allowing fast, maintenance-free wiring of all components. Solutions like with B coding are suitable for applications involving process control, such as for lighting or in data networks. They provide information about possible domains of use and applications. This product has a current rating of 25 A – as a result it is also suitable for powerful loads. The WINSTA® MIDI product line achieves flexibility for the electrical installation. With its Push-in CAGE CLAMP® spring pressure connection technology, it guarantees time-saving, error-free installation and offers customization for meeting all installation requirements.

### WINSTA® MIDI solutions for your electrical installation – protected against mismatching and maintenance-free

WINSTA® is the pluggable connection system that is optimally tailored to the strict requirements of electrical installation. It allows fast, secure and, above all, error-free installation of components and cables. Choose quality and durability – with marking from WAGO makes the electrical installation of electrical components significantly easier.

- 
- protection against mismatching eliminates errors
- for automation controllers
- for automation controllers
- ready for immediate use
- convenient installation and commissioning

## Data

### Notes

Variants:

Other pole markings

Other versions (or variants) can be requested from WAGO Sales or configured at <https://configurator.wago.com/>.

## Electrical data

### Ratings per IEC/EN

Ratings per	IEC/EN 60664-1
Nominal voltage (III/3)	250 V

Subject to changes. Please also observe the further product documentation!

WAGO GmbH & Co. KG  
Hansastr. 27  
32423 Minden  
Phone: +49571 887-0 | Fax: +49571 887-169  
Email: [info.de@wago.com](mailto:info.de@wago.com) | Web: [www.wago.com](http://www.wago.com)

Do you have any questions about our products?  
We are always happy to take your call at +49 (571) 887-44222.



Rated impulse voltage (III/3)	4 kV
Rated current	25 A
Legend (ratings)	(III / 3) $\hat{=}$ Overvoltage category III / Pollution degree 3

### Ratings per UL 1977

Note for the US market	Some versions may also be used for current interruption in accordance with the UL certificate in select applications with currents below 16 A and voltages up to 600 V. For further information, please contact your local sales office.
Rated voltage (UL 1977)	600 V
Rated current UL 1977	23 A

### General information

Note on contact resistance	approx. 1 m $\Omega$ of contact resistance approx. 0.25 m $\Omega$ contact transition plug/socket
----------------------------	--

### Connection data

Connection points	6
Total number of potentials	3

### Connection 1

Connection technology	Push-in CAGE CLAMP <sup>®</sup>
Actuation type	Operating tool Push-in
Nominal cross-section	4 mm <sup>2</sup> / 12 AWG
Solid conductor	0.5 ... 4 mm <sup>2</sup> / 20 ... 12 AWG
Solid conductor; push-in termination	1.5 ... 4 mm <sup>2</sup> / 16 ... 12 AWG
Stranded conductor	0.5 ... 2.5 mm <sup>2</sup> / 20 ... 14 AWG
Fine-stranded conductor	0.5 ... 4 mm <sup>2</sup> / 20 ... 12 AWG
Fine-stranded conductor; with insulated ferrule	0.25 ... 1.5 mm <sup>2</sup> / 20 ... 16 AWG
Fine-stranded conductor; with uninsulated ferrule	0.25 ... 2.5 mm <sup>2</sup> / 20 ... 14 AWG
Fine-stranded conductor; with ferrule; push-in termination	1.5 mm <sup>2</sup> / 16 AWG
Strip length	9 mm / 0.35 inches
Pole number	3
Conductor entry direction to mating direction	0°

Subject to changes. Please also observe the further product documentation!

WAGO GmbH & Co. KG  
Hansastr. 27  
32423 Minden  
Phone: +49571 887-0 | Fax: +49571 887-169  
Email: [info.de@wago.com](mailto:info.de@wago.com) | Web: [www.wago.com](http://www.wago.com)

Do you have any questions about our products?  
We are always happy to take your call at +49 (571) 887-44222.



## Physical data

Pin spacing	10 mm / 0.394 inches
Width	30 mm / 1.181 inches
Height	12.9 mm / 0.508 inches
Depth	37.5 mm / 1.476 inches

## Mechanical Data

Application	Control technology
Coding	B
Variable coding	Yes
Marking	1 2 3
Potential marking	1 2 3
Mating force of a plug-in connection	approx. 20 ... 70 N (depending on pole number)
Retention force of a plug-in connection	Locked: > 80 N
Unmating force of a plug-in connection	Unlocked: approx. 20 ... 70 N (depending on pole number)
Number of mating cycles	200, without resistive load
Protection type	IP20; When mated and secured with a strain relief housing: IP2xC (These compact connectors are not designed for use in open, easily accessible areas!)

## Plug-in connection

Contact type (pluggable connector)	Female connector/socket
Connector (connection type)	for conductor
Mismating protection	Yes
Note on mismating protection	All <b>WINSTA</b> <sup>®</sup> components are 100% protected against mismating when: a.) plugging different numbers of poles b.) plugging while rotated 180 c.) plugging while laterally staggered d.) plugging one pole
Locking lever	Can be retrofitted
Locking of plug-in connection	locking lever
Note on locking system	All connectors for mounted installations (snap-in versions for lighting fixtures or devices, all types of PCB and distribution connectors) are factory-equipped with locking levers to ensure plugs and sockets are securely locked. Additional locking levers are only required for flying leads (plug/socket).

Subject to changes. Please also observe the further product documentation!

## Material Data

Note (material data)

Information on material specifications can be found here

Color	gray
Cover color	gray
Material group	I
Insulation material	Polyamide (PA66)
Flammability class per UL94	V0
Clamping spring material	Chrome-nickel spring steel (CrNi)
Contact material	Copper or copper alloy; surface-treated
Contact plating	Tin
Fire load	0.301 MJ
Weight	9.6 g

## Environmental requirements

Processing temperature	-5 ... +40 °C
Continuous operating temperature	-35 ... +85 °C
Note on continuous operating temperature	Insulating parts for temperatures ≤ 105 °C

## Commercial data

Product Group	20 (Winsta)
eCl@ss 10.0	27-44-06-05
eCl@ss 9.0	27-44-06-05
ETIM 8.0	EC002560
ETIM 7.0	EC002560
PU (SPU)	100 pcs
Packaging type	box
Country of origin	DE
GTIN	4044918252430
Customs tariff number	85366990990

## Environmental Product Compliance

RoHS Compliance Status	Compliant, No Exemption
------------------------	-------------------------

## Approvals / Certificates

### General approvals

Subject to changes. Please also observe the further product documentation!

WAGO GmbH & Co. KG  
 Hansastr. 27  
 32423 Minden  
 Phone: +49571 887-0 | Fax: +49571 887-169  
 Email: [info.de@wago.com](mailto:info.de@wago.com) | Web: [www.wago.com](http://www.wago.com)

Do you have any questions about our products?  
 We are always happy to take your call at +49 (571) 887-44222.



Logo	Approval	Additional Approval Text	Certificate name
	<b>CCA</b> DEKRA Certification B.V.	EN 61984	2173495.01
	<b>CCA</b> DEKRA Certification B.V.	IEC 61984	NL-32104
	<b>cURus</b> Underwriters Laboratories Inc.	UL 1977	E45171
	<b>cURus</b> Underwriters Laboratories Inc.	UL 1059	E 45172

#### Declarations of conformity and manufacturer's declarations

Logo	Approval	Additional Approval Text	Certificate name
	<b>EU-Declaration of Conformity</b> WAGO GmbH & Co. KG	-	-
	<b>UK-Declaration of Conformity</b> WAGO GmbH & Co. KG	-	-

#### Approvals for marine applications

Logo	Approval	Additional Approval Text	Certificate name
	<b>ABS</b> American Bureau of Shipping	-	19- HG1868589- PDA
	<b>DNV GL</b> Det Norske Veritas, Germanischer Lloyd	-	TAE00001Z6
	<b>LR</b> Lloyds Register	IEC 61984	LR22429487TA

#### Counterpart

<b>Item no.770-1661</b> h-distribution connector; 3-pole; Cod. B; 1 input; 2 outputs; outputs on one side; 2 locking levers; gray	<a href="http://www.wago.com/770-1661">www.wago.com/770-1661</a>
<b>Item no.770-1714</b> 3-way distribution connector; 3-pole; Cod. B; 1 input; 3 outputs; gray	<a href="http://www.wago.com/770-1714">www.wago.com/770-1714</a>
<b>Item no.770-1761</b> h-distribution connector; 3-pole; Cod. B; 1 input; 2 outputs; outputs on one side; 3 locking levers; for flying leads; gray	<a href="http://www.wago.com/770-1761">www.wago.com/770-1761</a>
<b>Item no.770-253</b> Plug; 3-pole; Cod. B; 4,00 mm <sup>2</sup> ; gray	<a href="http://www.wago.com/770-253">www.wago.com/770-253</a>
<b>Item no.770-753</b> Snap-in plug; 3-pole; Cod. B; 4,00 mm <sup>2</sup> ; gray	<a href="http://www.wago.com/770-753">www.wago.com/770-753</a>

Subject to changes. Please also observe the further product documentation!

WAGO GmbH & Co. KG  
Hansastr. 27  
32423 Minden  
Phone: +49571 887-0 | Fax: +49571 887-169  
Email: [info.de@wago.com](mailto:info.de@wago.com) | Web: [www.wago.com](http://www.wago.com)

Do you have any questions about our products?  
We are always happy to take your call at +49 (571) 887-44222.



<b>Item no.770-853</b> Plug for PCBs; straight; 3-pole; Cod. B; gray	<a href="http://www.wago.com/770-853">www.wago.com/770-853</a>
<b>Item no.770-853/011-000</b> Plug for PCBs; angled; 3-pole; Cod. B; gray	<a href="http://www.wago.com/770-853/011-000">www.wago.com/770-853/011-000</a>
<b>Item no.770-967</b> T-distribution connector; 3-pole; Cod. B; 1 input; 2 outputs; 2 locking levers; gray	<a href="http://www.wago.com/770-967">www.wago.com/770-967</a>
<b>Item no.771-9993/005-103</b> pre-assembled interconnecting cable; Eca; Socket/plug; 3-pole; Cod. B; H05VV-F 3 x 1.0 mm <sup>2</sup> ; 1 m; 1,00 mm <sup>2</sup> ; gray	<a href="http://www.wago.com/771-9993/005-103">www.wago.com/771-9993/005-103</a>
<b>Item no.770-970</b> T-distribution connector; 3-pole; Cod. B; 1 input; 2 outputs; 3 locking levers; for flying leads; gray	<a href="http://www.wago.com/770-970">www.wago.com/770-970</a>
<b>Item no.771-9993/205-103</b> pre-assembled connecting cable; Eca; Plug/open-ended; 3-pole; Cod. B; H05VV-F 3 x 1.0 mm <sup>2</sup> ; 1 m; 1,00 mm <sup>2</sup> ; gray	<a href="http://www.wago.com/771-9993/205-103">www.wago.com/771-9993/205-103</a>

## Required accessories

### Locking levers

Locking system	
<b>Item no.: 770-121</b> Locking lever; for flying leads; for manual operation; white	<a href="http://www.wago.com/770-121">www.wago.com/770-121</a>
<b>Item no.: 770-131</b> Locking lever; for flying leads; for tool operation; white	<a href="http://www.wago.com/770-131">www.wago.com/770-131</a>
<b>Item no.: 770-101</b> Locking lever; for flying leads; for manual operation; black	<a href="http://www.wago.com/770-101">www.wago.com/770-101</a>
<b>Item no.: 770-111</b> Locking lever; for flying leads; for tool operation; black	<a href="http://www.wago.com/770-111">www.wago.com/770-111</a>

## Optional accessories

### Cover

Cover	
<b>Item no.: 770-201</b> Lockout cap; 12-pole, separable; for sockets; Plastic; black	<a href="http://www.wago.com/770-201">www.wago.com/770-201</a>
<b>Item no.: 770-221</b> Lockout cap; 12-pole, separable; for sockets; Plastic; white	<a href="http://www.wago.com/770-221">www.wago.com/770-221</a>

### Strain relief

Strain relief housing	
<b>Item no.: 770-503</b> Strain relief housing; 3-pole; for 2 cables; 8.0 ... 11.5 mm; 55 mm; black	<a href="http://www.wago.com/770-503">www.wago.com/770-503</a>
<b>Item no.: 770-503/023-000</b> Strain relief housing; 3-pole; for 2 cables; 4.5 ... 8.0 mm; 55 mm; black	<a href="http://www.wago.com/770-503/023-000">www.wago.com/770-503/023-000</a>

Subject to changes. Please also observe the further product documentation!



<b>Item no.: 770-503/021-000</b> Strain relief housing; 3-pole; for 1 cable; 9.0 ... 13.0 mm; 71 mm; black	<a href="http://www.wago.com/770-503/021-000">www.wago.com/770-503/021-000</a>
<b>Item no.: 770-503/035-000</b> Strain relief housing; 3-pole; with locking clip; for 1 cable; 7.0 ... 11.5 mm; 48 mm; black	<a href="http://www.wago.com/770-503/035-000">www.wago.com/770-503/035-000</a>
<b>Item no.: 770-503/038-000</b> Strain relief housing; 3-pole; with locking clip; for 1 cable; 7.0 ... 11.5 mm; 48 mm; black	<a href="http://www.wago.com/770-503/038-000">www.wago.com/770-503/038-000</a>
<b>Item no.: 770-503/032-000</b> Strain relief housing; 3-pole; with locking clip; for 2 cables; 8.0 ... 11.5 mm; 55 mm; black	<a href="http://www.wago.com/770-503/032-000">www.wago.com/770-503/032-000</a>
<b>Item no.: 770-513/038-000</b> Strain relief housing; 3-pole; with locking clip; for 1 cable; 7.0 ... 11.5 mm; 48 mm; white	<a href="http://www.wago.com/770-513/038-000">www.wago.com/770-513/038-000</a>
<b>Item no.: 770-513</b> Strain relief housing; 3-pole; for 2 cables; 8.0 ... 11.5 mm; 55 mm; white	<a href="http://www.wago.com/770-513">www.wago.com/770-513</a>
<b>Item no.: 770-513/021-000</b> Strain relief housing; 3-pole; for 1 cable; 9.0 ... 13.0 mm; 71 mm; white	<a href="http://www.wago.com/770-513/021-000">www.wago.com/770-513/021-000</a>
<b>Item no.: 770-513/032-000</b> Strain relief housing; 3-pole; for 2 cables; 8.0 ... 11.5 mm; 55 mm; white	<a href="http://www.wago.com/770-513/032-000">www.wago.com/770-513/032-000</a>
<b>Item no.: 770-513/035-000</b> Strain relief housing; 3-pole; with locking clip; for 1 cable; 7.0 ... 11.5 mm; 48 mm; white	<a href="http://www.wago.com/770-513/035-000">www.wago.com/770-513/035-000</a>
<b>Item no.: 770-513/023-000</b> Strain relief housing; 3-pole; for 2 cables; 4.5 ... 8.0 mm; 55 mm; white	<a href="http://www.wago.com/770-513/023-000">www.wago.com/770-513/023-000</a>
<b>Mounting</b>	
Mounting accessories	
<b>Item no.: 770-318</b> Snap-in frame; 3-pole; 1.0 ... 3.0 mm; black	<a href="http://www.wago.com/770-318">www.wago.com/770-318</a>
<b>Item no.: 770-338</b> Snap-in frame; 3-pole; 1.0 ... 3.0 mm; white	<a href="http://www.wago.com/770-338">www.wago.com/770-338</a>
<b>Tool</b>	
Operating tool	
<b>Item no.: 210-719</b> Operating tool; Blade: 2.5 x 0.4 mm; with a partially insulated shaft	<a href="http://www.wago.com/210-719">www.wago.com/210-719</a>

Subject to changes. Please also observe the further product documentation!





Item no.: 770-383

Operating tool; 3-way; green

[www.wago.com/770-383](http://www.wago.com/770-383)

#### Marking accessories

##### Marker

Item no.: 770-450/000-002

Marker card; Plastic; yellow

[www.wago.com/770-450/000-002](http://www.wago.com/770-450/000-002)

Item no.: 770-450/000-001

Marker card; Plastic; green

[www.wago.com/770-450/000-001](http://www.wago.com/770-450/000-001)

Item no.: 770-450/000-005

Marker card; Plastic; red

[www.wago.com/770-450/000-005](http://www.wago.com/770-450/000-005)

Item no.: 770-450

Marker card; Plastic; white

[www.wago.com/770-450](http://www.wago.com/770-450)

Item no.: 770-450/000-006

Marker card; Plastic; blue

[www.wago.com/770-450/000-006](http://www.wago.com/770-450/000-006)

Item no.: 770-450/000-012

Marker card; Plastic; orange

[www.wago.com/770-450/000-012](http://www.wago.com/770-450/000-012)

## Downloads

### Documentation

#### Bid Text

770-243 X81 - Datei	19 Feb 2019	xml 3.0 kB	Download
770-243 doc - Datei	8 Jun 2015	doc 24.6 kB	Download

### CAD/CAE-Data

#### CAD data

2D/3D Models 770-243	URL	Download
----------------------	-----	----------

#### CAE data

EPLAN Data Portal 770-243	URL	Download
---------------------------	-----	----------

Subject to changes. Please also observe the further product documentation!

---

ZUKEN Portal 770-243	<a href="#">URL</a>	<a href="#">Download</a>
WSCAD Universe 770-243	<a href="#">URL</a>	<a href="#">Download</a>

---

## Environmental Product Compliance

### Compliance Search

---

Environmental Product Compliance 770-243 Socket; 3-pole; Cod. B; 4,00 mm <sup>2</sup> ; gray	<a href="#">URL</a>	<a href="#">Download</a>
---	---------------------	--------------------------

---

## Installation Notes

### Conductor termination



1. Strip length, outer insulation = 35 mm (2-pole), 55 mm (3- to 5-pole)

2. Strip length = 9 mm

3. Extended ground conductor = 8 mm

To terminate fine-stranded conductors, open the clamping unit via screwdriver (2.5 mm blade width) and insert a stripped conductor until it hits the backstop.

---

Subject to changes. Please also observe the further product documentation!




Insert the stripped solid conductor until it hits the backstop.




To terminate fine-stranded conductors, open the clamping unit via screwdriver (2.5 mm blade width) and insert a stripped conductor until it hits the backstop.

#### Conductor removal



To remove the conductor, actuate the clamp via screwdriver (2.5 mm blade width) and pull out the conductor.

#### Installation



We recommend pulling the pre-latched strain relief housing over the cable prior to termination. However, the strain relief can be mounted at a later time as well.



Latch the strain relief housing onto the plug /socket. Note the "TOP" inscription.

Subject to changes. Please also observe the further product documentation!




Prepare strain relief housing by snapping together upper and bottom part.




Tighten strain relief screw with screwdriver (2.5 mm blade width).

### Coding



Simply cut off the coding pin from the socket.



Insert coding pin into plug (break first) until it engages.

### Mismatching protection

---

Subject to changes. Please also observe the further product documentation!



B-coded connectors with different colors can be plugged together.

**Important note:**

Different colors and/or pole markings are used for circuit identification.

Only connectors of the same color and same pole marking must be plugged together.

B-coded connectors (shown in gray) not only differ in color, but also in their design, making them incompatible with other coded connectors.



Easy circuit identification via different marking and colors

## Product family

**WINSTA® MIDI**

[Show all products from the family](#)

Subject to changes. Please also observe the further product documentation!