


Data sheet | Item number: 770-1313

Plug; 3-pole; Cod. P; 4,00 mm²; red

www.wago.com/770-1313



Color:

Subject to changes. Please also observe the further product documentation!

WAGO GmbH & Co. KG
Hansastr. 27
32423 Minden
Phone: +49571 887-0 | Fax: +49571 887-169
Email: info.de@wago.com | Web: www.wago.com

Do you have any questions about our products?
We are always happy to take your call at +49 (571) 887-44222.



Item description

Male connector/plug *WINSTA*® MIDI P coding

For signal and power transmission: The *WINSTA*® MIDI male connector/plug P coding. On PCBs, in control cabinets or for connecting lights – pluggable installation connectors from WAGO allow you to establish connections according to a huge variety of requirements in next to no time. For greater protection in electrical installations, the pluggable installation connector is equipped with mechanical protection against mismatching. The pluggable installation connector is protected against ingress by solid objects in accordance with protection type IP20 (When mated and secured with a strain relief housing: IP2xC (These compact connectors are not designed for use in open, easily accessible areas!)). UPS applications for data exchange frequently use the red *WINSTA*® MIDI pluggable installation connectors with P coding. This pluggable installation connector can be used for electrical currents up to 25 A. Thus the product is especially suitable for high power loads. The *WINSTA*® MIDI Pluggable Connection System with Push-in *CAGE CLAMP*® spring pressure connection technology facilitates safe electrification. Thanks to the integrated test slot, connections can be checked even when they are plugged in. This saves time, labor, and money.

Push-in *CAGE CLAMP*® spring pressure connection technology – pluggable installation instead of laborious screw connections!

The *WINSTA*® Pluggable Connection System allows pluggable electrical installation. This saves time, lowers costs, and reduces the need for servicing. Now you can also lower installation costs without compromising quality and safety: with marking eliminates the need for servicing and prevents unnecessary downtime.

-
- pluggable installation connectors with protection against mismatching
- for automation controllers
- with P coding for use in realising an uninterruptible power supply
- custom-engineered solutions
- convenient installation and commissioning

Data

Electrical data

Ratings per IEC/EN

Ratings per	IEC/EN 60664-1
Nominal voltage (III/3)	250 V
Rated impulse voltage (III/3)	4 kV
Rated current	25 A

Subject to changes. Please also observe the further product documentation!

WAGO GmbH & Co. KG
 Hansastr. 27
 32423 Minden
 Phone: +49571 887-0 | Fax: +49571 887-169
 Email: info.de@wago.com | Web: www.wago.com

Do you have any questions about our products?
 We are always happy to take your call at +49 (571) 887-44222.



Legend (ratings)

(III / 3) ≙ Overvoltage category III / Pollution degree 3

Ratings per UL 1977

Note for the US market

Some versions may also be used for current interruption in accordance with the UL certificate in select applications with currents below 16 A and voltages up to 600 V. For further information, please contact your local sales office.

Rated voltage (UL 1977)

600 V

Rated current UL 1977

23 A

General information

Note on contact resistance

approx. 1 mΩ of contact resistance
approx. 0.25 mΩ contact transition plug/socket

Connection data

Connection points

6

Total number of potentials

3

PE function

Preceding PE contact

Connection 1

Connection technology

Push-in CAGE CLAMP®

Actuation type

Operating tool
Push-in

Nominal cross-section

4 mm² / 12 AWG

Solid conductor

0.5 ... 4 mm² / 20 ... 12 AWG

Solid conductor; push-in termination

1.5 ... 4 mm² / 16 ... 12 AWG

Stranded conductor

0.5 ... 2.5 mm² / 20 ... 14 AWG

Fine-stranded conductor

0.5 ... 4 mm² / 20 ... 12 AWG

Fine-stranded conductor; with insulated ferrule

0.25 ... 1.5 mm² / 20 ... 16 AWG

Fine-stranded conductor; with uninsulated ferrule

0.25 ... 2.5 mm² / 20 ... 14 AWG

Fine-stranded conductor; with ferrule; push-in termination

1.5 mm² / 16 AWG

Strip length

9 mm / 0.35 inches

Pole number

3

Conductor entry direction to mating direction

0°

Physical data

Pin spacing

10 mm / 0.394 inches

Subject to changes. Please also observe the further product documentation!

WAGO GmbH & Co. KG

Hansastr. 27

32423 Minden

Phone: +49571 887-0 | Fax: +49571 887-169

Email: info.de@wago.com | Web: www.wago.com

Do you have any questions about our products?

We are always happy to take your call at +49 (571) 887-44222.



Width	30 mm / 1.181 inches
Height	12.9 mm / 0.508 inches
Depth	37.5 mm / 1.476 inches

Mechanical Data

Application	EDV (UPS)
Coding	P
Variable coding	No
Marking	N \perp L
Potential marking	N \perp L
Mating force of a plug-in connection	approx. 20 ... 70 N (depending on pole number)
Retention force of a plug-in connection	Locked: > 80 N
Unmating force of a plug-in connection	Unlocked: approx. 20 ... 70 N (depending on pole number)
Number of mating cycles	200, without resistive load
Protection type	IP20; When mated and secured with a strain relief housing: IP2xC (These compact connectors are not designed for use in open, easily accessible areas!)

Plug-in connection

Contact type (pluggable connector)	Male connector/plug
Connector (connection type)	for conductor
Mismating protection	Yes
Note on mismating protection	All <i>WINSTA</i> [®] components are 100% protected against mismating when: a.) plugging different numbers of poles b.) plugging while rotated 180 c.) plugging while laterally staggered d.) plugging one pole
Locking lever	Can be retrofitted
Locking of plug-in connection	locking lever
Note on locking system	All connectors for mounted installations (snap-in versions for lighting fixtures or devices, all types of PCB and distribution connectors) are factory-equipped with locking levers to ensure plugs and sockets are securely locked. Additional locking levers are only required for flying leads (plug/socket).

Material Data

Note (material data)

Information on material specifications can be found here

Subject to changes. Please also observe the further product documentation!

WAGO GmbH & Co. KG
Hansastr. 27
32423 Minden
Phone: +49571 887-0 | Fax: +49571 887-169
Email: info.de@wago.com | Web: www.wago.com

Do you have any questions about our products?
We are always happy to take your call at +49 (571) 887-44222.



Color	red
Cover color	gray
Material group	I
Insulation material	Polyamide (PA66)
Flammability class per UL94	V0
Clamping spring material	Chrome-nickel spring steel (CrNi)
Contact material	Copper or copper alloy; surface-treated
Contact plating	Tin
Fire load	0.21 MJ
Weight	9.9 g

Environmental requirements

Processing temperature	-5 ... +40 °C
Continuous operating temperature	-35 ... +85 °C
Note on continuous operating temperature	Insulating parts for temperatures ≤ 105 °C

Commercial data

Product Group	20 (Winsta)
eCl@ss 10.0	27-44-06-05
eCl@ss 9.0	27-44-06-05
ETIM 8.0	EC002560
ETIM 7.0	EC002560
PU (SPU)	100 pcs
Packaging type	box
Country of origin	DE
GTIN	4045454391386
Customs tariff number	85366990990

Environmental Product Compliance

RoHS Compliance Status	Compliant, No Exemption
------------------------	-------------------------

Approvals / Certificates

General approvals

Logo	Approval	Additional Approval Text	Certificate name
	CCA	EN 61535	71-

Subject to changes. Please also observe the further product documentation!



DEKRA Certification B.V.		123228
CCA DEKRA Certification B.V.	IEC 61535	NL -84761
cURus Underwriters Laboratories Inc.	UL 1977	E45171
cURus Underwriters Laboratories Inc.	UL 1059	E 45172

Declarations of conformity and manufacturer's declarations

Logo	Approval	Additional Approval Text	Certificate name
	EU-Declaration of Conformity WAGO GmbH & Co. KG	-	-

Approvals for marine applications

Logo	Approval	Additional Approval Text	Certificate name
	ABS American Bureau of Shipping	-	19- HG1868589- PDA
	DNV GL Det Norske Veritas, Germanischer Lloyd	-	TAE00001Z6
	LR Lloyds Register	IEC 61984	LR22429487TA

Counterpart

Item no.770-1303 Socket; 3-pole; Cod. P; 4,00 mm ² ; red	www.wago.com/770-1303
Item no.770-2303 Snap-in socket; 3-pole; Cod. P; 4,00 mm ² ; red	www.wago.com/770-2303
Item no.770-907 3-way distribution connector; 3-pole; Cod. P; 1 input; 3 outputs; 2 locking levers; red	www.wago.com/770-907
Item no.770-934 h-distribution connector; 3-pole; Cod. P; 1 input; 2 outputs; outputs on one side; 2 locking levers; red	www.wago.com/770-934
Item no.770-936 h-distribution connector; 3-pole; Cod. P; 1 input; 2 outputs; outputs on one side; 3 locking levers; for flying leads; red	www.wago.com/770-936
Item no.770-940 Three-phase to single-phase distribution connector; with phase selection; 5-pole/3-pole; Cod. P; 1 input; 5 outputs; red	www.wago.com/770-940
Item no.771-9973/006-101 pre-assembled interconnecting cable; Eca; Socket/plug; 3-pole; Cod. P; H05VV-F 3G 1.5 mm ² ; 1 m; 1,50 mm ² ; red	www.wago.com/771-9973/006-101

Subject to changes. Please also observe the further product documentation!

WAGO GmbH & Co. KG
Hansastr. 27
32423 Minden
Phone: +49571 887-0 | Fax: +49571 887-169
Email: info.de@wago.com | Web: www.wago.com

Do you have any questions about our products?
We are always happy to take your call at +49 (571) 887-44222.



Item no.772-269 Tap-off module; for flat cable; 5 x 2.5 mm ² + 2 x 1.5 mm ² ; 3-pole; Cod. P; with cable connection on the output side; red	www.wago.com/772-269
Item no.771-9973/106-101 pre-assembled connecting cable; Eca; Socket/open-ended; 3-pole; Cod. P; H05VV-F 3G 1.5 mm ² ; 1 m; 1,50 mm ² ; red	www.wago.com/771-9973/106-101
Item no.899-631/186-000 Distribution box; Three-phase to single-phase current (400 V/230 V); 1 input; 7 outputs; Cod. P; MIDI; black	www.wago.com/899-631/186-000
Item no.899-631/311-000 Distribution box; Single-phase current (230 V); 2 inputs; 6 outputs; Cod. A, P; MIDI; black	www.wago.com/899-631/311-000
Item no.899-631/302-000 Distribution box; Three-phase to single-phase current (400 V/230 V); 2 inputs; 6 outputs; Cod. A, P; MIDI; black	www.wago.com/899-631/302-000
Item no.899-631/330-000 Distribution box; Single-phase current (230 V); 1 input; 7 outputs; Cod. P; MIDI; black	www.wago.com/899-631/330-000
Item no.899-631/331-000 Distribution box; Single-phase current (230 V); 1 input; 6 outputs; Cod. P; MIDI; black	www.wago.com/899-631/331-000
Item no.899-631/339-000 Distribution box; Three-phase to single-phase current (400 V/230 V); supply cable entry; 1 input; 6 outputs; Cod. P; MIDI; black	www.wago.com/899-631/339-000

Required accessories

Locking levers

Locking system	
Item no.: 770-121 Locking lever; for flying leads; for manual operation; white	www.wago.com/770-121
Item no.: 770-131 Locking lever; for flying leads; for tool operation; white	www.wago.com/770-131
Item no.: 770-101 Locking lever; for flying leads; for manual operation; black	www.wago.com/770-101
Item no.: 770-111 Locking lever; for flying leads; for tool operation; black	www.wago.com/770-111

Optional accessories

Cover

Cover	
Item no.: 770-360 Lockout cap; for plugs; 5-pole; separable; yellow	www.wago.com/770-360

Marking accessories

Marker	
--------	--

Subject to changes. Please also observe the further product documentation!



Item no.: 770-450/000-002
Marker card; Plastic; yellow

www.wago.com/770-450/000-002

Item no.: 770-450/000-001
Marker card; Plastic; green

www.wago.com/770-450/000-001

Item no.: 770-450/000-005
Marker card; Plastic; red

www.wago.com/770-450/000-005

Item no.: 770-450
Marker card; Plastic; white

www.wago.com/770-450

Item no.: 770-450/000-006
Marker card; Plastic; blue

www.wago.com/770-450/000-006

Item no.: 770-450/000-012
Marker card; Plastic; orange

www.wago.com/770-450/000-012

Mounting

Mounting accessories

Item no.: 770-318
Snap-in frame; 3-pole; 1.0 ... 3.0 mm; black

www.wago.com/770-318

Item no.: 770-338
Snap-in frame; 3-pole; 1.0 ... 3.0 mm; white

www.wago.com/770-338

Tool

Operating tool

Item no.: 210-719
Operating tool; Blade: 2.5 x 0.4 mm; with a partially insulated shaft

www.wago.com/210-719

Item no.: 770-383
Operating tool; 3-way; green

www.wago.com/770-383

Strain relief

Strain relief housing

Item no.: 770-503
Strain relief housing; 3-pole; for 2 cables; 8.0 ... 11.5 mm; 55 mm; black

www.wago.com/770-503

Item no.: 770-503/023-000
Strain relief housing; 3-pole; for 2 cables; 4.5 ... 8.0 mm; 55 mm; black

www.wago.com/770-503/023-000

Item no.: 770-503/021-000
Strain relief housing; 3-pole; for 1 cable; 9.0 ... 13.0 mm; 71 mm; black

www.wago.com/770-503/021-000

Subject to changes. Please also observe the further product documentation!



Item no.: 770-503/035-000

Strain relief housing; 3-pole; with locking clip; for 1 cable; 7.0 ... 11.5 mm; 48 mm; black

www.wago.com/770-503/035-000

Item no.: 770-503/038-000

Strain relief housing; 3-pole; with locking clip; for 1 cable; 7.0 ... 11.5 mm; 48 mm; black

www.wago.com/770-503/038-000

Item no.: 770-503/032-000

Strain relief housing; 3-pole; with locking clip; for 2 cables; 8.0 ... 11.5 mm; 55 mm; black

www.wago.com/770-503/032-000

Item no.: 770-513/038-000

Strain relief housing; 3-pole; with locking clip; for 1 cable; 7.0 ... 11.5 mm; 48 mm; white

www.wago.com/770-513/038-000

Item no.: 770-513

Strain relief housing; 3-pole; for 2 cables; 8.0 ... 11.5 mm; 55 mm; white

www.wago.com/770-513

Item no.: 770-513/021-000

Strain relief housing; 3-pole; for 1 cable; 9.0 ... 13.0 mm; 71 mm; white

www.wago.com/770-513/021-000

Item no.: 770-513/032-000

Strain relief housing; 3-pole; for 2 cables; 8.0 ... 11.5 mm; 55 mm; white

www.wago.com/770-513/032-000

Item no.: 770-513/035-000

Strain relief housing; 3-pole; with locking clip; for 1 cable; 7.0 ... 11.5 mm; 48 mm; white

www.wago.com/770-513/035-000

Item no.: 770-513/023-000

Strain relief housing; 3-pole; for 2 cables; 4.5 ... 8.0 mm; 55 mm; white

www.wago.com/770-513/023-000

Downloads

Documentation

Bid Text

770-1313 X81 - Datei	19 Feb 2019	xml 3.1 kB	Download
770-1313 doc - Datei	8 Jun 2015	doc 24.1 kB	Download

CAD/CAE-Data

CAD data

Subject to changes. Please also observe the further product documentation!

WAGO GmbH & Co. KG
Hansastr. 27
32423 Minden
Phone: +49571 887-0 | Fax: +49571 887-169
Email: info.de@wago.com | Web: www.wago.com

Do you have any questions about our products?
We are always happy to take your call at +49 (571) 887-44222.

2D/3D Models 770-1313

[URL](#)

[Download](#)

CAE data

WSCAD Universe 770-1313

[URL](#)

[Download](#)

EPLAN Data Portal 770-1313

[URL](#)

[Download](#)

ZUKEN Portal 770-1313

[URL](#)

[Download](#)

Environmental Product Compliance

Compliance Search

Environmental Product Compliance 770-1313



[URL](#)

[Download](#)

Plug; 3-pole; Cod. P; 4,00 mm²; red

Installation Notes

Conductor termination



1. Strip length, outer insulation = 35 mm (2-pole), 55 mm (3- to 5-pole)

2. Strip length = 9 mm

3. Extended ground conductor = 8 mm

To terminate fine-stranded conductors, open the clamping unit via screwdriver (2.5 mm blade width) and insert a stripped conductor until it hits the backstop.

Subject to changes. Please also observe the further product documentation!

WAGO GmbH & Co. KG

Hansastr. 27

32423 Minden

Phone: +49571 887-0 | Fax: +49571 887-169

Email: info.de@wago.com | Web: www.wago.com

Do you have any questions about our products?

We are always happy to take your call at +49 (571) 887-44222.



Insert the stripped solid conductor until it hits the backstop.




To terminate fine-stranded conductors, open the clamping unit via screwdriver (2.5 mm blade width) and insert a stripped conductor until it hits the backstop.

Conductor removal




To remove the conductor, actuate the clamp via screwdriver (2.5 mm blade width) and pull out the conductor.

Installation



We recommend pulling the pre-latched strain relief housing over the cable prior to termination. However, the strain relief can be mounted at a later time as well.



Latch the strain relief housing onto the plug /socket. Note the "TOP" inscription.

Subject to changes. Please also observe the further product documentation!



Prepare strain relief housing by snapping together upper and bottom part.



Tighten strain relief screw with screwdriver (2.5 mm blade width).

Product family

WINSTA® MIDI

[Show all products from the family](#)

Subject to changes. Please also observe the further product documentation!

WAGO GmbH & Co. KG

Hansastr. 27

32423 Minden

Phone: +49571 887-0 | Fax: +49571 887-169

Email: info.de@wago.com | Web: www.wago.com

Do you have any questions about our products?

We are always happy to take your call at +49 (571) 887-44222.