


Fused Disconnect Terminal Block with Pivoting Fuse Holder TOPJOB® S; for 5 x 20 mm Glass Cartridge Fuse

2.5 (4) mm²; 2002 Series

1

Technical Data

0.25 ... 2.5 (4) mm ² ①	22 ... 12 AWG
250 V / 6 kV / 3 ②	250 V, 10 A ③
I _N 6,3 A	250 V, 10 A ④
Klemmenbreite 6,2 mm / 0.244 inch	
10 ... 12 mm / 0.39 ... 0.47 inch	



2-conductor fused disconnect terminal block with a pivoting fuse holder; for 5 x 20 mm glass cartridge fuse; without blown fuse indication
Electrical ratings are given by the fuse.

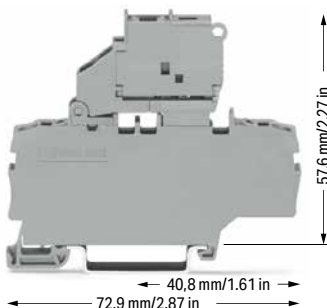
	Item No.	Pack. Unit
gray ⑤	2002-1611 ③	50

2-conductor fused disconnect terminal block with a pivoting fuse holder; for 5 x 20 mm glass cartridge fuse; with blown fuse indication by LED; gray
Electrical ratings are given by the fuse and blown fuse indication. Leakage current in case of a blown fuse: LED 2 mA

12 ... 30 V ⑥	2002-1611/1000-541 ③ ④	50
30 ... 65 V ⑥	2002-1611/1000-542 ③ ⑤	50
120 V ⑥	2002-1611/1000-867 ③	50
230 V ⑥	2002-1611/1000-836 ③	50

Technical Data

0.25 ... 2.5 (4) mm ² ①	22 ... 12 AWG
250 V / 6 kV / 3 ②	250 V, 10 A ③
I _N 6,3 A	250 V, 10 A ④
Klemmenbreite 6,2 mm / 0.244 inch	
10 ... 12 mm / 0.39 ... 0.47 inch	



2-conductor fused disconnect terminal block with a pivoting fuse holder; with additional jumper slot; for 5 x 20 mm glass cartridge fuse; without blown fuse indication
Electrical ratings are given by the fuse.

	Item No.	Pack. Unit
gray ⑤	2002-1911 ③	50

2-conductor fused disconnect terminal block with a pivoting fuse holder; with additional jumper slot; for 5 x 20 mm glass cartridge fuse; with blown fuse indication by LED; gray
Electrical ratings are given by the fuse and blown fuse indication. Leakage current in case of a blown fuse: LED 2 mA

12 ... 30 V ⑥	2002-1911/1000-541 ③ ④	50
30 ... 65 V ⑥	2002-1911/1000-542 ③ ⑤	50
120 V ⑥	2002-1911/1000-867 ③	50
230 V ⑥	2002-1911/1000-836 ③	50

Accessories; item-specific

Push-in type wire jumper; insulated; 1.5 mm² conductor cross-section; I_N 18 A

L = 60 mm	2009-412	100 (10)
L = 110 mm	2009-414	100 (10)
L = 250 mm	2009-416	100 (10)

Other terminal blocks with the same profile:


Through	2002-1601	Page 107
---------	-----------	----------

Other terminal blocks with the same profile:

Through	2002-1901	Page 113
---------	-----------	----------

Technical Data

0.25 ... 2.5 (4) mm ² ①	22 ... 12 AWG
250 V / 6 kV / 3 ②	250 V, 10 A ③
I _N 6,3 A	250 V, 10 A ④
Klemmenbreite 6,2 mm / 0.244 inch	
10 ... 12 mm / 0.39 ... 0.47 inch	



3-conductor fused disconnect terminal block with a pivoting fuse holder; for 5 x 20 mm glass cartridge fuse; without blown fuse indication
Electrical ratings are given by the fuse.

	Item No.	Pack. Unit
gray ⑤	2002-1711 ③	50

3-conductor fused disconnect terminal block with a pivoting fuse holder; for 5 x 20 mm glass cartridge fuse; with blown fuse indication by LED; gray
Electrical ratings are given by the fuse and blown fuse indication. Leakage current in case of a blown fuse: LED 2 mA

12 ... 30 V ⑥	2002-1711/1000-541 ③ ④	50
30 ... 65 V ⑥	2002-1711/1000-542 ③ ⑤	50
120 V ⑥	2002-1711/1000-867 ③	50
230 V ⑥	2002-1711/1000-836 ③	50

Accessories; 2002 Series

Appropriate marking systems: WMB/WMB Inline/Marking strips

End plate for fuse terminal blocks; 2 mm thick

orange	2002-992	100 (25)
gray	2002-991	100 (25)

Insulation stop; 5 pcs/strip; 0.25 ... 0.5 mm²

light gray	2002-171	200 (25)
------------	----------	----------

Insulation stop; 5 pcs/strip; 0.75 ... 1 mm²

dark gray	2002-172	200 (25)
-----------	----------	----------

Protective warning marker; with black high-voltage symbol; for 5 terminal blocks

yellow	2002-115	100 (25)
--------	----------	----------

Push-in type jumper bar; insulated; I_N 32 A; light gray

2-way	2004-402	25
3-way	2004-403	25
4-way	2004-404	25
5-way	2004-405	25
6-way	2004-406	25
7-way	2004-407	25
8-way	2004-408	25
9-way	2004-409	25
10-way	2004-410	25

Push-in type jumper bar; insulated; I_N 32 A; light gray

1 to 3	2004-433	25
1 to 4	2004-434	25
1 to 5	2004-435	25
1 to 6	2004-436	25
1 to 7	2004-437	25
1 to 8	2004-438	25
1 to 9	2004-439	25
1 to 10	2004-440	25

Interlocking link; mechanically locks multiple links; 1 m long

transparent	210-254	1
-------------	---------	---

Marking strip; plain; 11 mm wide; 50 m reel

white	2009-110	1
-------	----------	---

WMB marker card; white; 10 strips with 10 markers/card; stretchable 5 ... 5.2 mm

plain	793-5501	5
-------	----------	---