

Keysight Technologies

Power Sources for
Energy-Efficient High Input
Voltage Telecommunications
Equipment Development

Application Note

Overview

Telecommunications equipment developers are faced with several challenges when selecting power sources for developing new telecommunications equipment for network installations employing high voltage power distribution.

Low voltage DC power distributions buses of +24, -48, and, to a lesser extent, -60 volts DC are well established in telecommunications networks. In contrast datacom equipment is mostly AC powered. With networks rapidly evolving into 3 and 4G broadband service systems, there is growing demand for data services on the existing internet infrastructure, as well as more datacom equipment being incorporated into the telecommunications networks. Data centers and equipment consume phenomenal amounts of power. A typical data center may require on the order of a megawatt of power. As a result there is an alarming level of power consumption these networks burden (and projected to further burden) the electrical utilities with.

One major response to this power consumption issue has been to establish a standard for powering equipment with high voltage AC or DC (universal) input power, defined by the European Telecommunications Standards Institute's ETSI 300-132-3. High voltage DC is a more efficient means for powering future telecommunications and datacom systems. This standard calls out a number of AC and DC input power requirements for new developing telecommunications equipment for high voltage universal input power.

Problem

This standard calls for developing and testing equipment capable of being powered off either high voltage AC, rectified AC, or DC, as well as assuring the equipment can withstand the steady state and transient voltage extremes that can exist on such distribution buses. This in turn calls for having a controllable, well protected power source capable of emulating these extremes and make applicable measurements to assure the equipment being developed meets these requirements.

Solution

Keysight Technologies, Inc. 6800 Series AC Power Source Analyzers have a universal high voltage single phase AC, DC, and arbitrary waveform output, dynamic line disturbance generation, and advanced measurement capabilities, making them well suited for powering and testing equipment being developed having high voltage universal input power.

When only high voltage DC is needed for powering equipment being developed, the Keysight N5700 and N8700 series are a family of DC sources offering a wide choice of power, high density for rack space savings, and up to 600 VDC output.

Emerging high voltage power distribution for telecommunications

ETSI 300-123-3 calls out for equipment designed to this standard to be powered by any of high voltage AC, single or three phase rectified AC, or DC current. As the levels of each are comparably equivalent, most equipment incorporating a switched mode power supply should be able to accommodate any of these power inputs without a major amount of additional engineering. The larger challenge may actually be settling on fuses, circuit breakers, connectors, and other safety-related items suitable for high voltage DC.

Universal input power provides the equipment with flexibility to be incorporated into existing facilities running on AC power as well as in new facilities and installations incorporating high voltage DC distribution for energy savings (see sidebar *High Voltage DC for Greener Broadband Telecommunications and Datacom Networks*). This universal power requirement creates a range of voltage conditions summarized in Table 1. While universal, it is often referred to as the 400 V DC bus.

There are also a number of transient stimuli and measurements called out, including:

- Equipment shall ride through voltage drop outs of up to 20 milliseconds duration
- Other voltage transient requirements are per applicable EMC standards
- Maximum current drain in excess of 1 second duration should never exceed 1.5 times nominal current drain
- AC peak inrush current must not exceed specified limits per the standard

Sources for powering and developing telecom-munications and datacom equipment for high voltage universal input power

Proper powering and testing of telecommunications and datacom equipment during its development dictates having power sources capable of providing AC, rectified AC, and DC power under steady state conditions, and generating drop outs and other disturbances under transient conditions. In addition to these sourcing characteristics there is also the need to make a number of current drain measurements, including nominal and maximum steady state, and peak inrush currents.

The Keysight 6800 series AC Power Source Analyzers have a number of features making them ideal for developing equipment based on high voltage universal input power:

- Three models for providing 375, 750, or 1,750 VA of output power
- Outputs up to 300 volts AC RMS single phase, and up to ± 425 volts DC make them well suited for powering equipment for high voltage universal input power
- Arbitrary waveform and programming capabilities can reproduce rectified AC signals, create transient drop outs and other disturbances as required

Input power	Low-abnormal	Low-normal	Nominal	High-normal ¹	Fund frequency
1-ph AC	0-188 V _{RMS}	188 V _{RMS}	230 V _{RMS}	375 V _{PK}	50 Hz
1-ph AC, rectified	0-188 V _{RMS}	188 V _{RMS}	230 V _{RMS}	375 V _{PK}	100 Hz
3-ph AC	0-188 V _{RMS}	188 V _{RMS}	230 V _{RMS}	375 V _{PK}	50 Hz
3-ph AC, rectified	0-253 V _{RMS}	253 V _{RMS}	310 V _{RMS}	375 V _{PK}	300 Hz
DC (battery)	0-188 V _{DC}	188 V _{DC}	—	375 V _{DC}	—

1. For North America the high-normal value is 392 V_{PK/DC}

Table 1. Steady state service voltage characteristics

- Programmable turn-on phase angle, dynamic digitizing waveform measurement, and high peak output current provide complete capabilities for making repeatable worst-case inrush current measurements
- Measurement capabilities include total RMS and peak currents, VA, power, and power factor, for determining equipment loading and efficiency.
- Measurement capabilities also include line and neutral current harmonics, current and voltage THD, to quantify the equipment's undesirable line loading effects
- Programmable output impedance (resistance and inductance) emulates power bus or mains impedances as is often called for in many test standards, including ETSI 300-123-3
- A full set of protection features protect equipment being powered from damage due to faults and overloads



Figure 1. Keysight 6800 Series AC Power Source Analyzer

- A full set of protection features protect the equipment being powered from damage due to faults and overloads
- Measurement capabilities determine power consumption and efficiency
- LXI compliant with LAN, USB, and GP-IB interfaces and Web based user interface for flexibility

Model	Voltage (Volts)	Current (Amps)	Power (Watts)
N5752A	600	1.2	780
N5772A	600	2.6	1,560
N5772A	600	5.5	3,300
N8762A	600	8.5	5,100

Table 2. Keysight N5700 and N8700 series DC sources; high voltage models

When high voltage DC alone is sufficient, the Keysight N5700 and N8700 series are a family of DC sources well suited for developing equipment for high voltage DC input power. Applicable models are summarized in Table 2. Key features of these DC sources making them useful for this application include:

- A wide range of power levels available that are well matched for telecommunications equipment powering needs
- Like models can be connected together for even greater power
- Low profile, high power density, and being directly stackable saves valuable test equipment rack space
- High efficiency and power factor correction (PFC) ease the task of powering the test equipment rack



Figure 2. Keysight N5700 series DC sources



Figure 3. Keysight N8700 series DC sources

High Voltage DC for Greener Broadband Telecommunications and Datacom Networks

With the rapid growth of telecommunications networks offering 3 and 4G broadband services, such as mobile internet applications and Voice-Over-Internet Protocol (VOIP), datacom equipment is increasingly being integrated into these networks. In contrast to telecommunications, the datacom equipment is typically AC powered. In order to maintain battery back-up additional power conversion steps are needed, as depicted in Figure 4. About half of the power is lost as heat in the many stages of power conversion compared to the useful power finally delivered to the end loads. About the same amount of power lost as heat is again needed for cooling. With about 33% overall efficiency and the high demand of the datacom equipment for costly power, this is proving to be undesirable. A typical data center may consume on the order of a megawatt of power.

One major response to the power consumption issue has been to establish a standard for universal high voltage input power for telecommunications and datacom equipment, defined by ETSI standard 300-132-3. High voltage DC is more efficient for powering these future telecommunications and datacom systems by reducing the number of power conversion stages. Pilot studies have demonstrated a reduction on the order of 5 to 20% in power consumption, which is significant considering the overall amount of power consumption in such facilities. A representative configuration is depicted in Figure 5.

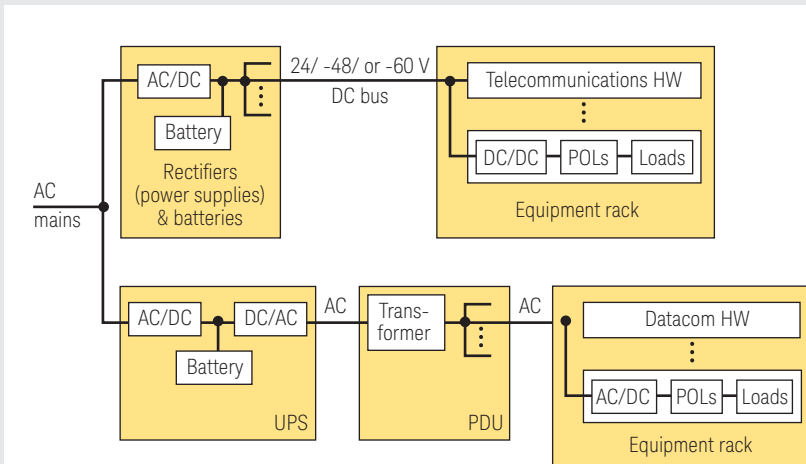


Figure 4. Representative existing broadband telecommunications system

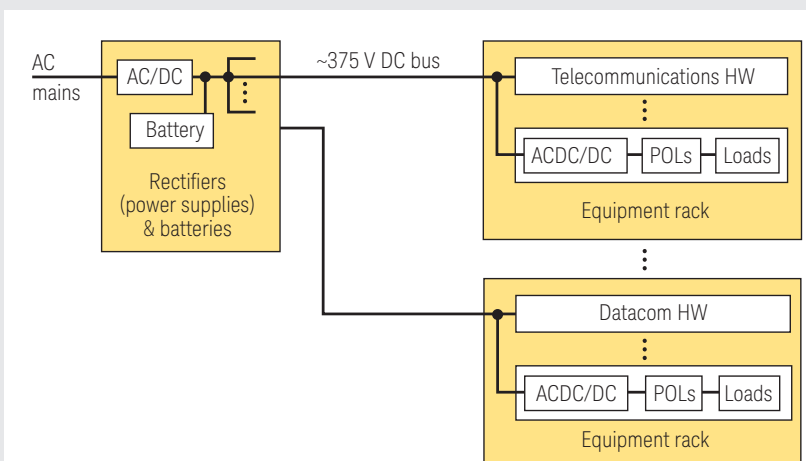


Figure 5. Telecommunications system employing high voltage DC distribution

Summary

Telecommunications networks are rapidly evolving into 3 and 4G broadband service systems, placing more demand for data services on existing internet installations, as well as for incorporating a lot more datacom equipment into these telecommunications networks. As datacom equipment consumes considerable power there is an urgency to improve the efficiency of these installations. One major response has been to establish a standard for a high voltage universal input power, ETSI standard 300-123-3. High voltage DC distribution could provide an energy savings between 5 and 20% over existing AC and hybrid power distribution schemes in existing facilities.

New equipment having high voltage universal input power capability needs to be developed using controllable and well protected power sources capable of emulating the extreme conditions for such input powering and make applicable measurements. Keysight's 6800B Series AC Power Source Analyzers have a universal single phase AC/DC output with wide range of sourcing and measurement features making them ideal for this application. When high voltage DC alone is sufficient, the Keysight N5700 and N8700 series are a common family of DC sources well suited for supporting this development work.

For more information visit the following Keysight websites:
6800 Series AC Power Source Analyzers:
www.keysight.com/find/6800
N8700 Family of Power Supplies:
www.keysight.com/find/N8700
N5700 Family of Power Supplies:

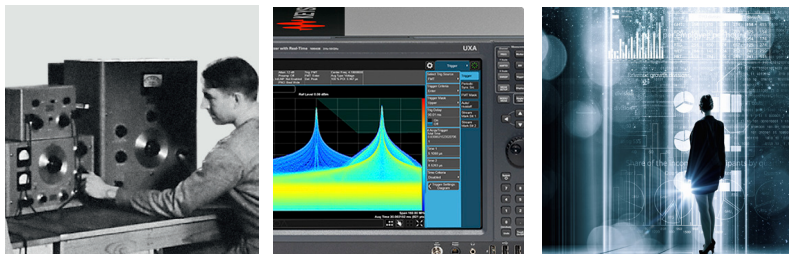
Related Literature

Title	Pub number
Keysight 6800 Series AC Power Source Analyzer, Product note	5963-7044E
Keysight N8700 Series System DC Power Supplies, Datasheet	5990-3881EN
Keysight N5700 Series System DC Power Supplies, Datasheet	5989-1330EN
10 Practical Tips You Need to Know About Your Power Products, Application Note	5965-8239E

Evolving Since 1939

Our unique combination of hardware, software, services, and people can help you reach your next breakthrough. We are unlocking the future of technology.

From Hewlett-Packard to Agilent to Keysight.



myKeysight

myKeysight

www.keysight.com/find/mykeysight

A personalized view into the information most relevant to you.

http://www.keysight.com/find/emt_product_registration

Register your products to get up-to-date product information and find warranty information.

KEYSIGHT SERVICES

Accelerate Technology Adoption.
Lower costs.

Keysight Services

www.keysight.com/find/service

Keysight Services can help from acquisition to renewal across your instrument's lifecycle. Our comprehensive service offerings—one-stop calibration, repair, asset management, technology refresh, consulting, training and more—helps you improve product quality and lower costs.



Keysight Assurance Plans

www.keysight.com/find/AssurancePlans

Up to ten years of protection and no budgetary surprises to ensure your instruments are operating to specification, so you can rely on accurate measurements.

Keysight Channel Partners

www.keysight.com/find/channelpartners

Get the best of both worlds: Keysight's measurement expertise and product breadth, combined with channel partner convenience.

For more information on Keysight Technologies' products, applications or services, please contact your local Keysight office. The complete list is available at:

www.keysight.com/find/contactus

Americas

Canada	(877) 894 4414
Brazil	55 11 3351 7010
Mexico	001 800 254 2440
United States	(800) 829 4444

Asia Pacific

Australia	1 800 629 485
China	800 810 0189
Hong Kong	800 938 693
India	1 800 11 2626
Japan	0120 (421) 345
Korea	080 769 0800
Malaysia	1 800 888 848
Singapore	1 800 375 8100
Taiwan	0800 047 866
Other AP Countries	(65) 6375 8100

Europe & Middle East

Austria	0800 001122
Belgium	0800 58580
Finland	0800 523252
France	0805 980333
Germany	0800 6270999
Ireland	1800 832700
Israel	1 809 343051
Italy	800 599100
Luxembourg	+32 800 58580
Netherlands	0800 0233200
Russia	8800 5009286
Spain	800 000154
Sweden	0200 882255
Switzerland	0800 805353
	Opt. 1 (DE)
	Opt. 2 (FR)
	Opt. 3 (IT)
United Kingdom	0800 0260637

For other unlisted countries:

www.keysight.com/find/contactus
(BP-9-7-17)

DEKRA Certified
ISO 9001 Quality Management System

www.keysight.com/go/quality

Keysight Technologies, Inc.
DEKRA Certified ISO 9001:2015
Quality Management System



This information is subject to change without notice.
© Keysight Technologies, 2017
Published in USA, December 2, 2017
5990-4371EN
www.keysight.com