

PRODUCT DATASHEET

LED MR16 43 36° DIM S 6.6W 927 GU5.3

LED MR16 DIM S | Dimmable low-voltage LED reflector lamps MR16 with retrofit pin base



Areas of application

- Shops and exhibition rooms
- Domestic applications
- Commercial applications
- Accent lighting
- Outdoor use in suitable outdoor luminaires only

Product benefits

- Quick, simple and safe replacement without rewiring
- Design, dimensions, luminous flux comparable to an incandescent or halogen lamp
- Low maintenance costs and cost savings thanks to long lifetime
- No UV and near-IR radiation in the light beam
- Stepless dimming
- Very high dimmer compatibility, see also www.ledvance.com/dim
- Compatible with many common conventional and electronic control gears (see also compatibility list)
- Instant 100 % light, no warm-up time

Product features

- LED alternative to low voltage halogen lamps
- High color consistency: ≤ 3 SDCM
- Dimmable
- Base: GU5.3
- Lamp made of glass



- Excellent color rendering (R_a : 97)
- Lifetime: up to 40,000 h

TECHNICAL DATA

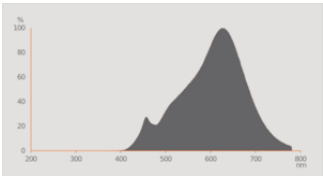
Electrical data

Nominal wattage	6.6 W
Construction wattage	6.60 W
Nominal voltage	12 V
Operating mode	ECG, CCG ¹⁾
Claimed equiv. conventional lamp power	43 W
Nominal current	600 mA
Type of current	AC/DC
Inrush current	12.8 A
Operating frequency	50/60 Hz
Mains frequency	50/60 Hz
Max. lamp no. on circuit break. 10 A (B)	46
Max. lamp no. on circuit break. 16 A (B)	58
Total harmonic distortion	< 50 %
Power factor λ	0.70

¹⁾ Check ECG compatibility at [ledvance.com/compatibility](https://www.ledvance.com/compatibility)

Photometrical data

Luminous intensity	850 cd
Luminous flux	500 lm
Nominal useful luminous flux 90°	500 lm
Luminous efficacy	75 lm/W
Lumen main.fact.at end of nom.life time	0.70
Light color (designation)	Warm White
Color temperature	2700 K
Color rendering index Ra	97
Light color	927
Standard deviation of color matching	≤4 sdcn
Rated peak intensity	850 cd
Rated LLMF at 6,000 h	0.80
Flickering metric (Pst LM)	1,0
Stroboscope effect metric (SVM)	0,4



Light technical data

Beam angle	36 °
Warm-up time (60 %)	< 0.50 s
Starting time	< 0.5 s

Dimensions & Weight



Overall length	44.00 mm
Diameter	50.00 mm
Maximum diameter	50 mm
Product weight	41.00 g

Temperatures & operating conditions

Ambient temperature range	-20...+40 °C
Maximum temperature at tc test point	93.7 °C

Lifespan

Lifespan L70/B50 at 25 °C	40000 h
Number of switching cycles	100000
Lumen maintenance at end of service lifetime	0.70
Rated lamp survival factor at 6,000 h	≥ 0.90

Additional product data

Base (standard designation)	GU5.3
Mercury content	0.0 mg
Mercury-free	Yes

Product remark	All technical parameters apply to the entire lamp / Due to the complex production process for light-emitting diodes, the typical values shown for the technical LED parameters are purely statistical values that do not necessarily match the actual technical parameters of each individual product, which can vary from the typical value
----------------	--

Capabilities

Dimmable	Yes ¹⁾
----------	-------------------

¹⁾ Check dimmer compatibility at [ledvance.com/compatibility](https://www.ledvance.com/compatibility)

Certificates & Standards

Energy efficiency class	G ¹⁾
Energy consumption	7.00 kWh/1000h
Type of protection	IP20
Standards	CE / UKCA / EAC
Photobiological safety group acc. to EN62778	RG1

¹⁾ Energy efficiency class (EEC) on a scale of A (highest efficiency) to G (lowest efficiency)

Country-specific categorizations

Order reference	LED MR164336 DI
-----------------	-----------------

LOGISTICAL DATA






Temperature range at storage	-20...+80 °C
------------------------------	--------------

Energy labelling regulation data acc EU 2019/2015

Lighting technology used	LED
Non-directional or directional	DLS
Mains or non-mains	NMLS
Light source cap-type (or other electric interface)	GU5.3
Connected light source (CLS)	No
Color-tuneable light source	No
Envelope	No
High luminance light source	No
Anti-glare shield	No
Correlated colour temperature type	SINGLE_VALUE
Standby power	0 W
Networked standby power for CLS	0 W
Claim of equivalent power	Yes

Length	44.00 mm
Height	50.00 mm
Width	50.00 mm
Chromaticity coordinate x	0,458
Chromaticity coordinate y	0,410
R9 Colour rendering index	1
Beam angle correspondence	NARROW_CONE_90
Survival factor	0.9
Displacement factor	/
LED light source replaces a fluorescent light source	No
EPREL ID	1368288
Model number	AC45643

DOWNLOAD DATA

Documents and certificates	
	Declarations Of Conformity CE
Photometric and lighting design files	
	IES file (IES)
	LDT file (Eulumdat)
	LDC typ polar
	Spectral power distribution

LOGISTICAL DATA

Product code	Packaging unit (Pieces/Unit)	Dimensions (length x width x height)	Gross weight	Volume
4099854048111	Folding box 1	49 mm x 49 mm x 62 mm	48.00 g	0.15 dm ³
4099854048128	Shipping box 10	255 mm x 107 mm x 72 mm	500.00 g	1.96 dm ³

The mentioned product code describes the smallest quantity unit which can be ordered. One shipping unit can contain one or more single products. When placing an order, for the quantity please enter single or multiples of a shipping unit.

References / Links

- For dimming conformity see www.ledvance.com/dim
 - For further products and actual information concerning LED lamps see www.ledvance.com/ledlamps
 - For Guarantee see www.osram-lamps.com/guarantee
 - Further information see www.ledvance.com/low-voltage-ledlamps
-

DISCLAIMER

Subject to change without notice. Errors and omission excepted. Always make sure to use the most recent release.