

UNO-238 V2

Compact IoT Edge Computer with Intel® Core™ i Processor

NEW



Features

- 12th Gen Intel® Core™ i Processor (up to 10 cores)
- Dual Channel DDR5-4800 up to 64GB
- M.2 E-Key, B-Key, M-Key (supports NVMe) expansion for storage/wireless
- Equipped with CANBus for reliable communication
- DC-in terminal block for wiring flexibility
- Supports multiple displays for ThinManager solution
- Supports software APIs, DeviceOn



Specifications

General

- **Certification** CE, FCC Class A, UL, CCC, BSMI
- **Dimensions (W x D x H)** 150 x 107 x 60 mm (5.91 x 4.22 x 2.36 in)
- **Form Factor** Small
- **Enclosure** Aluminum housing
- **Mount Options** Stand, DIN-rail (optional)
- **Weight (Net)** 1.8 kg (3.9 lb)
- **Power Requirement** 12-24V_{DC}
- **Power Consumption** 30-60W
- **OS Support** Windows 10 2021 LTSC, Windows 11, AdvLinux (Ubuntu 22.04)

System Hardware

- **BIOS** AMI EFI (256 Mbit)
- **Watchdog Timer** Programmable timer with 255 intervals (1 ~ 255 sec)
- **TPM** TPM 2.0
- **Processor** Intel® i7-1265UE (10 cores), 1.7 GHz (up to 4.7 GHz)
Intel® i5-1245UE (10 cores), 1.5 GHz (up to 4.4 GHz)
Intel® i3-1215UE (6 cores), 1.2 GHz (up to 4.4 GHz)
- **Memory** 2 slots for DDR5 4800 (up to 64 GB max.)
- **Graphics Engine** Intel® Iris Xe® Graphics
- **Ethernet** LAN A: Intel® i226-LM, 10/100/1000/2500Mbps
LAN B: Intel® i219-LM, 10/100/1000Mbps
- **LED Indicators** Power only
- **Storage** 1 x M.2 B-Key 2242 (PCIe x1/SATA, USB 2.0)
1 x M.2 M-Key 2280 (PCIe x4, Gen 4 NVMe)
- **Expansion** 1 x M.2 B-Key 3042/3052 for LTE module (PCIe x1/SATA, USB 2.0)
1 x M.2 E-Key 2230 for Wifi module (PCIe x1, USB 2.0)
- **SIM Slot** Yes (1 x Nano size shared with M.2 B-key 3042)

I/O

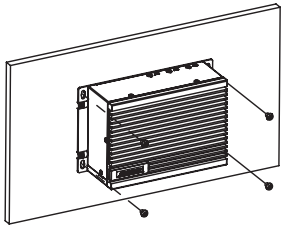
- **Serial Ports** 2 x RS-232/422/485 (50 to 115.2 Kbps)
- **CANBus** 2 x CAN2.0 (Combo)
- **LAN** 2 x RJ-45
- **USB** - 4 x USB 3.2 (Gen2 10Gbps)
- 2 x USB Type-C (USB3.2 Gen2, support DP1.4)
The Type-C one at rear side also supports Thunderbolt 4
- **Displays** 1 x HDMI 2.0 (up to 4096 x 2160 @60 Hz)
1 x DP 1.4a (up to 4096 x 2304 @60 Hz)
- **Power Connector** 1 x Terminal block
- **Others** 1 x GPIO (Default 8DI)

Environment

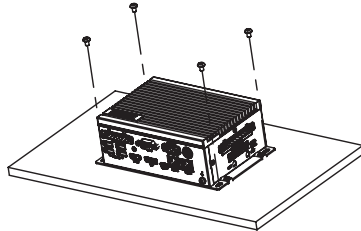
- **Operating Temperature** 0 ~ 50 °C with 0.7 m/s airflow
-20 ~ 60 °C with 0.7 m/s airflow
(With extended temperature peripherals, please refer to the optional memory list on page 3)
- **Storage Temperature** -40 ~ 85 °C / -40 ~ 185 °F
- **Relative Humidity** Operating, 95% RH @ 40°C, non-condensing
Non-operating, 95%RH @ 60°C, non-condensing
- **Shock Protection** Operating, IEC 60068-2-27, 50G, half sine, 11 ms
- **Vibration Protection** Operating, IEC 60068-2-64, 2 Grms, random, 5 ~ 500 Hz, 1hr/axis

Installation Scenario

Wall/Stand Mount

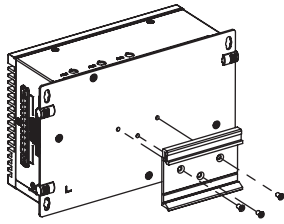


Wall Mount

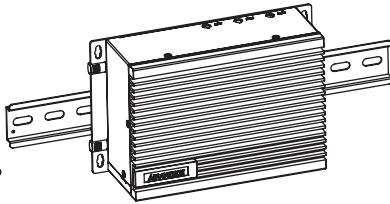


Stand Mount

DIN-Rail Mount (with optional DIN-rail kit)



DIN-Rail Assembly



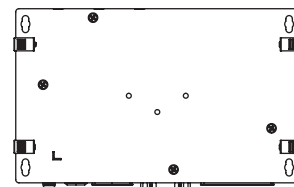
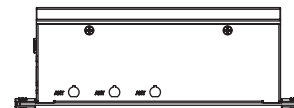

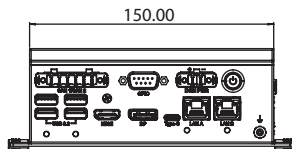
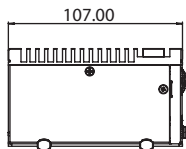
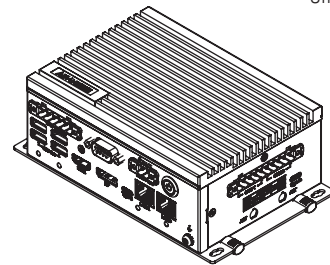
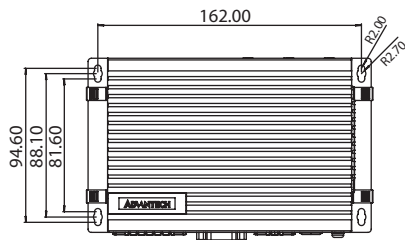
DIN-Rail Installation

Thermal Pad for DDR5

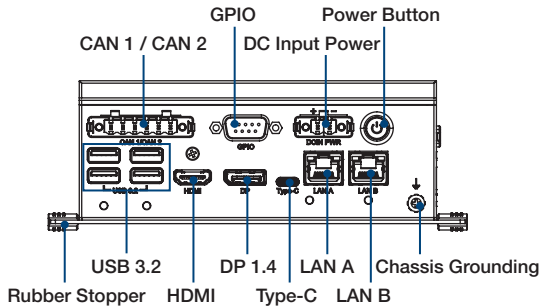
Schematic Diagram	Specification (DDR5)	P/N & Location of Thermal Pad	
	RAM 8/16G	Up	1990026727N030
		Down	1990040197N020
	RAM 32G	Up	1990026727N010
		Down	1990040197N000

Dimensions

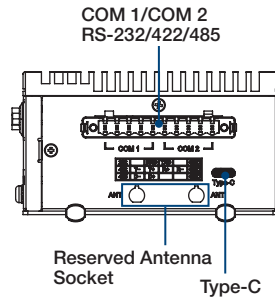
Unit: mm



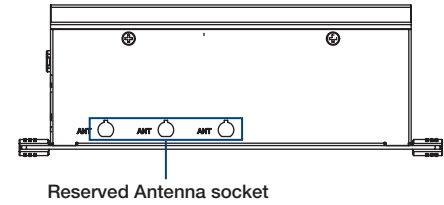
Front I/O



Right I/O



Rear I/O



Ordering Information

Part Number	CPU	Max. Frequency	Cores	Storage	COM	CAN	USB	Display	GPIO	TPM
UNO-238-C3N1AE	i3-1215UE	4.40 GHz	6	M.2 B-/M-Key	RS-232/422/485 x2	Y	USB 3.2 x4 Type-C x2	DP/HDMI x1	Y	Y
UNO-238-C5N1AE	i5-1245UE	4.40 GHz	10							
UNO-238-C7N1AE	i7-1265UE	4.70 GHz	10							

Suggested Memory List

Capacity	Temp.	P/N
8G	0 ~ 85 °C	SQR-SD5N8G4K8SNGBB
		SQR-SD5N8G4K8MNGAB
16G	0 ~ 85 °C	SQR-SD5N16G4K8SNBB
	-40 ~ 85 °C	SQR-SD5N16G4K8MNAB
32G	0 ~ 85 °C	SQR-SD5N32G4K8SNBB
	-40 ~ 85 °C	SQR-SD5N32G4K8MNAB

Packing list

Items	P/N
A/D 100-240V 84W 12V C14 TERMINAL BLOCK 2P	XUNO-FSP084-DHAN3
Thermal pad for CPU	1990040776N000

*For customer who need ErP support can choose this 12V adapter

Embedded Image

- 20701WX1HS0000 Img WIN10 LTSC x64 v6.08 b052 UNO-238_V2 High for i7 version
- 20701WX1VS0000 Img WIN10 LTSC x64 v6.08 b052 UNO-238_V2 Value for i3/i5 version
- 20701U22DS0000 Image AdvLinuxTu-IOTG_x64 V4.0.3 for UNO series

Optional Accessories

- 1702002600 Power cable US plug, 1.8 M (industrial grade)
- 1702002605 Power cable EU plug, 1.8 M (industrial grade)
- 1702031801 Power cable UK plug, 1.8 M (industrial grade)
- UNO-200-DMKBE UNO-238 V2 Din-rail kit
- UNO-2000G-VMKAE UNO & FPM integration VESA Mount kit
- 1990026727N030 Thermal Pad for upside DDR5 (8G/16G)
- 1990040197N020 Thermal Pad for downside DDR5 (8G/16G)
- 1990026727N010 Thermal Pad for upside DDR5 (32G)
- 1990040197N000 Thermal Pad for downside DDR5 (32G)

Suggested M.2 SATA SSD List

Capacity	Type	Interface	Length	Temp.	P/N
64G	M.2 B+M-Key	SATA	2242	0-70 °C	SQF-S4BV1-64GDSDC
				-20-85 °C	SQF-S4BV1-64GDSDM
128G	M.2 M-Key	PCIe/NVMe	2242	0-70 °C	SQF-C4MV2-128GDEDC
				-20-85 °C	SQF-C4MV2-128GDEDM
	M.2 B+M-Key	SATA	2242	0-70 °C	SQF-S4BV2-128GSDC
				-20-85 °C	SQF-S4BV2-128GSDSM
	M.2 M-Key	PCIe/NVMe	2280	0-70 °C	SQF-C8MV2-128GDEDC
				-20-85 °C	SQF-C8MV2-128GDEDM
256G	M.2 M-Key	PCIe/NVMe	2242	0-70 °C	SQF-C4MV2-256GDEDC
				-20-85 °C	SQF-C4MV2-256GDEDM
	M.2 B+M-Key	SATA	2242	0-70 °C	SQF-S4BV2-256GSDC
				-20-85 °C	SQF-S4BV2-256GSDSM
	M.2 M-Key	PCIe/NVMe	2280	0-70 °C	SQF-C8MV2-256GDEDC
				-20-85 °C	SQF-C8MV2-256GDEDM
512G	M.2 M-Key	PCIe/NVMe	2242	0-70 °C	SQF-C4MV2-512GDEDC
				-20-85 °C	SQF-C4MV2-512GDEDM
	M.2 B+M-Key	SATA	2242	0-70 °C	SQF-S4BV2-512GSDC
				-20-85 °C	SQF-S4BV2-512GSDSM
	M.2 M-Key	PCIe/NVMe	2280	0-70 °C	SQF-C8MV2-512GDEDC
				-20-85 °C	SQF-C8MV2-512GDEDM
1TB	M.2 M-Key	PCIe/NVMe	2242	0-70 °C	SQF-C4MV4-1TDSDC
				-20-85 °C	SQF-C4MV2-1TDEDM
	M.2 B+M-Key	SATA	2242	0-70 °C	SQF-S4BV2-1TSDC
				-20-85 °C	SQF-S4BV2-1TSDSM
	M.2 M-Key	PCIe/NVMe	2280	0-70 °C	SQF-C8MV4-1TDEDC
				-20-85 °C	SQF-C8MV4-1TDEDM

*The operating environment should be less than 55°C if use SSD larger than 1TB

Please note: If some optional modules are offered with the system, additional system certificates may be required in certain regions/countries. Please contact Advantech for certificate compliance.