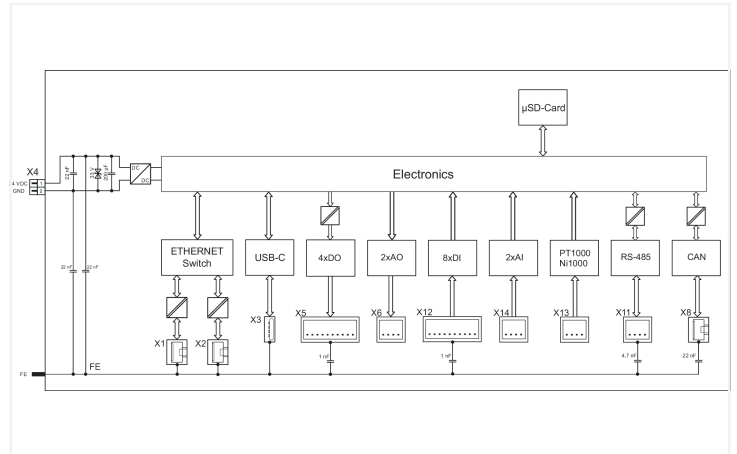

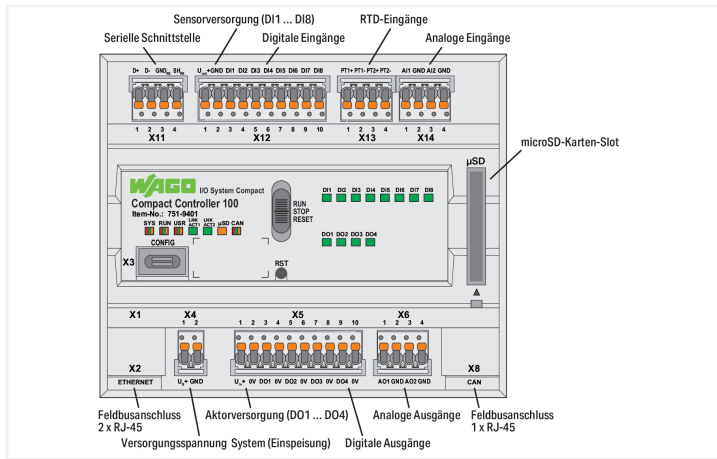


Data Sheet | Item Number: 751-9401

Compact Controller 100; 8DI 4DO 2AI 2AO 2NI1K/PT1K 1RS485; 2 x ETHERNET, CAN, CANopen; SD

<https://www.wago.com/751-9401>





Technical data	
Communication	Modbus (TCP, UDP) EtherCAT® Master EtherNet/IP™ Adapter (slave) EtherNet/IP™ Scanner CANopen Modbus RTU OPC UA Server/Client OPC UA Pub/Sub (can be installed later) MQTT RS-485 interface BACnet/IP, requires an additional license Telecontrol protocols, requires an additional license
ETHERNET protocols	DHCP DNS NTP FTP FTPS SNMP HTTP HTTPS SSH
Visualization	Web-Visu
Operating system	Real-time Linux (with RT-Preempt patch)
CPU	2 x Cortex A7; 650 MHz
Programming languages per IEC 61131-3	Instruction List (IL) Ladder Diagram (LD) Function Block Diagram (FBD) Continuous Function Chart (CFC) Structured Text (ST) Sequential Function Chart (SFC)
Programming environment	CODESYS V3.5 Node RED
Configuration options	CODESYS V3.5 Ethernet Settings Web-Based Management WAGOupload WAGO Solution Builder
Baud rate (communication/fieldbus 1)	10/100 Mbit/s
Baud rate	10/100 Mbit/s
Transmission medium (communication/fieldbus)	Twisted pair S-UTP; 100 Ω; Cat. 5; 100 m maximum cable length
Main memory (RAM)	512 MB
Internal memory (flash)	4096 MB
Non-volatile hardware memory	128 KB
Program memory	32 MB
Data memory	128 MB
Non-volatile software memory	128 KB
Type of memory card	microSD up to 32 GB (all guaranteed properties only valid with WAGO's memory card)
Memory card slot	Push-push mechanism
Indicators	LED (SYS, RUN, CAN), red/green: system status, CANopen; LED (USR) red/green: status programmable by user (can be used via CODESYS library); LED (μSD) orange: microSD status; LED (LNK/ACT) green: network connection via ports 1 ... 2; LED (DI1 ... 8) green: status of inputs; LED (DO1 ... 4) green: status of outputs
Controls	Operating mode switch (RUN, STOP, RESET); reset button
Supply voltage (system)	24 VDC (-15 ... +20 %); via pluggable connector (<i>picoMAX</i> ® 3.5; Push-in CAGE CLAMP® connection)
Current consumption (system) max.	500 mA
Supply voltage (field)	24 VDC (-15 ... +20 %); via pluggable connector (<i>picoMAX</i> ® 3.5; Push-in CAGE CLAMP® connection)
Current consumption (field) max. (digital outputs, U _n +)	2000 mA
Isolation	1250 V (DC 1 min., between system and field level (digital outputs))
Number of digital inputs	8
Input characteristic	Type 3 (per EN 61131-2)
Number of digital outputs	4
Output current (per channel)	DC 500 mA
Output current	short-circuit-protected
Signal type	Voltage Resistance measurement
Signal type (voltage)	0 ... 10 VDC

Technical data

Number of analog inputs	2
Resolution of analog inputs	16 bits
Number of analog outputs	2
Resolution of analog outputs	12 bits
Load impedance (voltage output)	≥ 5 kΩ
Number of measurement inputs	2
Temperature range	-60 ... 350 °C, Pt1000, Ni1000

Connection data

Connection technology: communication/fieldbus	Modbus (TCP, UDP): 2 x RJ-45; CANopen: 1 x RJ-45; RS-485 interface: 1 x Female connector, 4-pole; Push-in CAGE CLAMP®
Connection technology: system supply	1 x Female connector, 2-pole; Push-in CAGE CLAMP®
Connection technology: field supply	2 x Female connector, 10-pole; Push-in CAGE CLAMP®
Solid conductor	0.2 ... 1.5 mm ² / 24 ... 14 AWG
Fine-stranded conductor	0.2 ... 1.5 mm ² / 24 ... 14 AWG
Strip length	8 ... 9 mm / 0.31 ... 0.35 inches

Physical data

Width	108 mm / 4.252 inches
Height	90 mm / 3.543 inches
Depth from upper-edge of DIN-rail	55 mm / 2.165 inches

Mechanical data

Weight	206 g
Housing material	Polycarbonate, polyamid
Conformity marking	CE; UKCA

Environmental requirements

Ambient temperature (operation)	-25 ... +60 °C
Ambient temperature (storage)	-40 ... +85 °C
Protection type	IP20
Pollution degree	2 per IEC 61131-2
Operating altitude	0 ... 2000 m / 0 ... 6562 ft
Relative humidity (without condensation)	95 %
Mounting position	any
Mounting type	DIN-35 rail
Vibration resistance	1g per IEC 60068-2-6
Shock resistance	15g per IEC 60068-2-27
EMC immunity to interference	per EN 61000-6-2
EMC emission of interference	per EN 61000-6-3
Fire load	0 MJ

Commercial data

PU (SPU)	1 pcs
Country of origin	DE
GTIN	4066966380774
Customs tariff number	85371091990

Environmental Product Compliance

RoHS Compliance Status	Compliant, No Exemption
------------------------	-------------------------

Approvals / Certificates

Declarations of conformity and manufacturer's declarations

Approval	Standard	Certificate Name
EU-Declaration of Conformity WAGO GmbH & Co. KG	-	-
UK-Declaration of Conformity WAGO GmbH & Co. KG	-	-

Downloads

Environmental Product Compliance

Compliance Search	
Environmental Product Compliance 751-9401	↓

Documentation

Manual			
Product Manual Compact Controller 100	1.0.0 / FW 25 04.08.2023	pdf 2275.29 KB	↓

1 Compatible Products

1.1 Optional Accessories

1.1.1 Female connector

1.1.1.1 Female connector/socket



Item No.: 2091-1130
1-conductor female connector; push-button; Push-in CAGE CLAMP®; 1.5 mm²; Pin spacing 3.5 mm; 10-pole; 1,50 mm²; light gray



Item No.: 2091-1110/002-000
1-conductor female connector; push-button; Push-in CAGE CLAMP®; 1.5 mm²; Pin spacing 3.5 mm; 10-pole; Gripping plate sliding connector release; 1,50 mm²; light gray



Item No.: 2091-1110
1-conductor female connector; push-button; Push-in CAGE CLAMP®; 1.5 mm²; Pin spacing 3.5 mm; 10-pole; Gripping plate; 1,50 mm²; light gray



Item No.: 2091-1122
1-conductor female connector; push-button; Push-in CAGE CLAMP®; 1.5 mm²; Pin spacing 3.5 mm; 2-pole; 1,50 mm²; light gray

1.1.1.1 Female connector/socket



Item No.: 2091-1102/002-000

1-conductor female connector; push-button; Push-in CAGE CLAMP®; 1.5 mm²; Pin spacing 3.5 mm; 2-pole; Gripping plate sliding connector release; 1,50 mm²; light gray



Item No.: 2091-1102

1-conductor female connector; push-button; Push-in CAGE CLAMP®; 1.5 mm²; Pin spacing 3.5 mm; 2-pole; Gripping plate; 1,50 mm²; light gray



Item No.: 2091-1124

1-conductor female connector; push-button; Push-in CAGE CLAMP®; 1.5 mm²; Pin spacing 3.5 mm; 4-pole; 1,50 mm²; light gray



Item No.: 2091-1104/002-000

1-conductor female connector; push-button; Push-in CAGE CLAMP®; 1.5 mm²; Pin spacing 3.5 mm; 4-pole; Gripping plate sliding connector release; 1,50 mm²; light gray



Item No.: 2091-1104

1-conductor female connector; push-button; Push-in CAGE CLAMP®; 1.5 mm²; Pin spacing 3.5 mm; 4-pole; Gripping plate; 1,50 mm²; light gray

1.1.2 Interface module

1.1.2.1 Interface module



Item No.: 289-178

Interface module; RJ-45; with power jumper contacts; PCB terminal blocks; Cat. 5; in mounting carrier; with shield connection; with shield clamping saddle; 1,50 mm²

1.1.3 Memory card

1.1.3.1 Memory card



Item No.: 758-879/000-3102

Memory Card SD Micro; 2 GByte



Item No.: 758-879/000-3108

Memory Card SD Micro; pSLC-NAND; 8 GB; Temperature range: -40 to 90°C

1.1.4 Tool

1.1.4.1 Operating tool



Item No.: 2092-1630

Unlocking tool; orange