





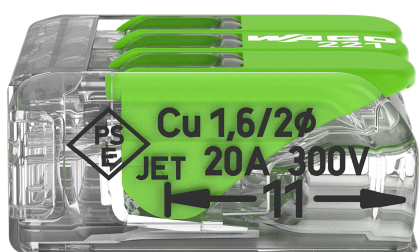
Data Sheet | Item Number: 221-423

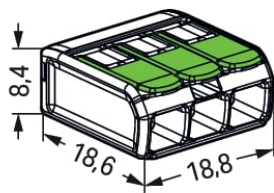
Splicing connector with levers Green Range; for all conductor types; max. 4 mm²; 3-conductor; transparent housing; Surrounding air temperature: max 85°C (T85); 4,00 mm²; transparent

<https://www.wago.com/221-423>



Color: ☐ transparent







Your Benefits:

- Plastics made partially from post-consumer recycled material (such as recycled PET bottles) and bio-based recyclables from industrial and household use
- Reduced consumption of fossil resources
- Ease of use – pull the lever up, insert a conductor and push the lever back down
- Available as 2-, 3- and 5-wire connectors
- Easily terminate conductors from 0.14 to 4 mm²
- Connect solid, stranded and fine-stranded conductors
- Time savings for installers and device manufacturers
- Quickly install devices with higher power consumption
- Safely install long cable runs with larger conductor cross sections
- Mounting carrier for installation conforms to standards
- Custom carriers are possible

Notes	
Safety information	in grounded power lines



Electrical data							
Ratings per				EN 60664			
Overvoltage category	III	III	II				
Pollution degree	3	2	2				
Nominal voltage	-	-	450 V				
Rated surge voltage	-	-	4 kV				
Rated current	-	-	32 A				

Approvals per				UL 486C			
Use group	B	C	D				
Rated voltage	-	600 V	-				
Rated current	-	20 A	-				

Connection data							
Connection points	3						
Total number of potentials	1						

Connection 1	
Connection technology	CAGE CLAMP®
Actuation type	Lever
Connectable conductor materials	Copper
Nominal cross-section	4 mm² / 12 AWG
Solid conductor	0.2 ... 4 mm² / 24 ... 12 AWG
Stranded conductor	0.2 ... 4 mm² / 24 ... 12 AWG
Fine-stranded conductor	0.14 ... 4 mm² / 24 ... 12 AWG
Strip length	11 mm / 0.43 inches
Wiring direction	Side-entry wiring

Physical data	
Width	18.8 mm / 0.74 inches
Height	8.6 mm / 0.327 inches
Depth	18.8 mm / 0.732 inches

Material data	
Note (material data)	Information on material specifications can be found here
Color	transparent
Insulation material	Polycarbonate (PC)
Flammability class per UL94	V2
Fire load	0.075 MJ
Actuator color	green
Weight	2.5 g




Environmental requirements	
Ambient temperature (operation)	+85 °C
Continuous operating temperature	105 °C
Temperature marking per EN 60998	T85




Commercial data		
PU (SPU)		500 (50) pcs
Country of origin		DE
GTIN		4066966345438
Customs tariff number		85369010000

Environmental Product Compliance		
RoHS Compliance Status		Compliant,No Exemption

Approvals / Certificates

General approvals			Declarations of conformity and manufacturer's declarations		
<div></div>			Approval	Standard	Certificate Name
Approval	Standard	Certificate Name	EU-Declaration of Confor-		
CCA	EN 60998	NTR NL-7990	mity	-	-
DEKRA Certification B.V.			WAGO GmbH & Co. KG		
cULus_Listed_667F	UL 486C	UL-CA-L69654			
Underwriters Laboratories Inc.					
ENEC 05	EN 60669	71-127529			
DEKRA Certification B.V.					

Downloads

Environmental Product Compliance	
Compliance Search	
Environmental Product Compliance 221-423	

1 Compatible Products

1.1 Optional Accessories

1.1.1 General accessories

1.1.1.1 Empty housings



Item No.: 207-4301
Junction box; Branch; for multicore cables;
221 Series; max. 4 mm² connectors; wi-
thout splicing connectors; white



1.1.1.2 Moisture protection



Item No.: 207-1331
Gelbox; Branch; for cables; with gel; 221, 2x73 Series; max. 4 mm² connectors; without splicing connectors; Size 1; gray



Item No.: 207-1333
Gelbox; Branch; for cables; with gel; 221, 2x73 Series; max. 4 mm² connectors; without splicing connectors; Size 3; gray

1.1.2 Jumper

1.1.2.1 Jumper



Item No.: 221-941/000-006
Jumper; for conductor entry; 2-way; insulated; blue



Item No.: 221-942/000-006
Jumper; for conductor entry; 2-way; insulated; blue



Item No.: 221-941
Jumper; for conductor entry; 2-way; insulated; dark gray



Item No.: 221-942
Jumper; for conductor entry; 2-way; insulated; dark gray

1.1.3 Mounting adapter

1.1.3.1 Mounting accessories



Item No.: 221-500/000-006
Mounting carrier; 221 Series - 4 mm²; for DIN-35 rail mounting/screw mounting; blue



Item No.: 221-500/000-053
Mounting carrier; 221 Series - 4 mm²; for DIN-35 rail mounting/screw mounting; dark gray-yellow



Item No.: 221-500
Mounting carrier; 221 Series - 4 mm²; for DIN-35 rail mounting/screw mounting; orange



Item No.: 221-503/000-004
Mounting carrier; for 3-conductor terminal blocks; 221 Series - 4 mm²; for screw mounting; black



Item No.: 221-503
Mounting carrier; for 3-conductor terminal blocks; 221 Series - 4 mm²; for screw mounting; white



Item No.: 221-513/000-004
Mounting carrier; for 3-conductor terminal blocks; 221 Series - 4 mm²; with snap-in mounting foot for horizontal mounting; black



Item No.: 221-513
Mounting carrier; for 3-conductor terminal blocks; 221 Series - 4 mm²; with snap-in mounting foot for horizontal mounting; white



Item No.: 221-523/000-004
Mounting carrier; for 3-conductor terminal blocks; 221 Series - 4 mm²; with snap-in mounting foot for vertical mounting; black



Item No.: 221-523
Mounting carrier; for 3-conductor terminal blocks; 221 Series - 4 mm²; with snap-in mounting foot for vertical mounting; white

Installation Notes


Conductor termination



Strip conductor to 11 mm



Termination: Lift the lever to open the clamping unit and insert a stripped conductor



Then lower the lever to close the clamp

Testing



Testing via test slots

Application



Wiring in the distribution box