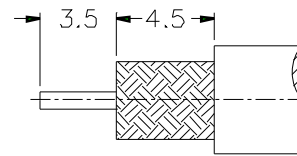
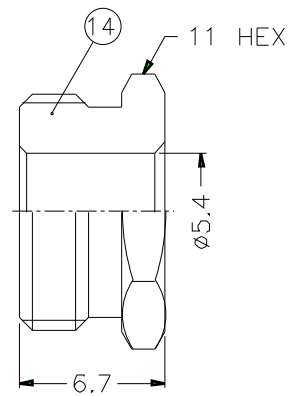
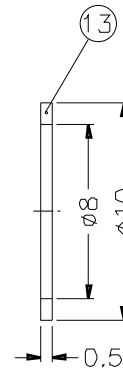
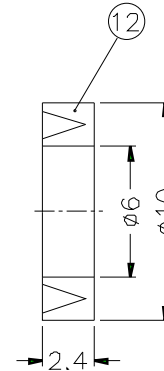
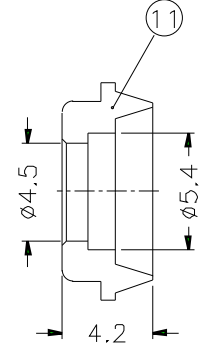
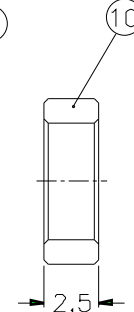
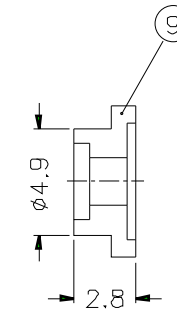
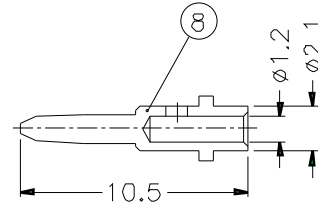
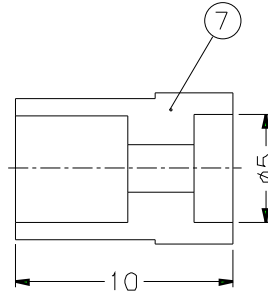
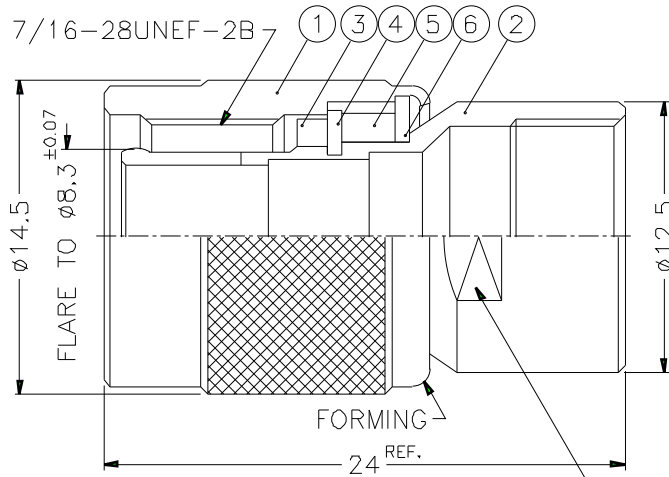


REVISIONS			
ISS	ZONE	DESCRIPTION\PER REQUEST\DATE	



RECOMMENDED
CABLE STRIPPING DIM'S



NOTES: FINISH (PLATING THICKNESS IN MICRO-INCHES)
 1. BRASS PER DQ-B-626
 2. BRASS PER DQ-B-613
 3. NICKEL PL. 100 MIN. THICK OVER COPPER STRIKE
 4. GOLD PL. 3 MIN. THICK OVER NICKEL PL. 100 MIN. THICK OVER COPPER STRIKE

14	HEX NUT	NOTE 1	NOTE 3	1	B5200-14-11/54
13	WASHER	NOTE 2	NOTE 3	1	WS-10/8X05
12	GASKET	SILICONE	RED	1	B5200-12
11	BRAID CLAMP	NOTE 1	NOTE 3	1	B5200-11-54/45-B
10	RING	NOTE 1	NOTE 3	1	B5200-10
9	INSULATOR	DELTRIN	NATURAL	1	B5200-9
8	CONTACT PIN	NOTE 1	NOTE 4	1	B5200-8-21/12
7	INSULATOR	DELTRIN	NATURAL	1	B5200-7-50
6	WASHER	NOTE 2	NOTE 3	1	WS-128/9X08
5	RING	DELTRIN	NATURAL	1	T50000-6-A
4	RETAINER RING	NOTE 1	NOTE 3	1	B50000-5
3	GASKET	RUBBER	RED	1	GS-105/8X15
2	BODY	NOTE 1	NOTE 3	1	B5200-2-A
1	SHELL	NOTE 1	NOTE 3	1	T50000-1-B
NO.	DESCRIPTION	MATERIAL	FINISH	Q'TY	DRAWING NO

DIMENSIONS ARE IN MILLIMETERS
 UNLESS OTHERWISE SPECIFIED
 TOLERANCES
 0.5-6 = ±0.2
 6-30 = ±0.4
 30-120 = ±0.6
 120-315 = ±1
 315-1000 = ±1.6
 1000-2000 = ±2.4

PART NO.	T1141A1-ND3G-1-50
APPROVED	DATE 10-11-01'
CHECKED	DATE 10-11-01'
DRAWN	DATE 10-11-01'
FILE NO.	

Amphenol	
TITLE TNC CLAMP PLUG (FOR RG-58C/U,58/U,142A/U,223/U)	
DRAWING NO. KJ-T1141A1-ND3G-58U-50	
ITEM NO.	

1 2 3 4 5 6 7 8