


54140 Sensor

Miniature Flange Mounting

RoHS



Description

The 54140 is a miniature flange-mounting Omnipolar TMR sensor measuring 23.0mm x 14.0mm x 5.9mm. The case design allows either screw or adhesive mounting of the sensor. This is a 3-Wire sensor (Power - Ground - Output), and is capable of switching up to 5.5 Vdc and 3.0 mA output current. The sensor leads may be used as shipped or will allow modifications for a variety of connections, with two lead lengths offered.

Customization may be supported for high volume, long running production needs, contact Littelfuse for options.

Features & Benefits

- Magnetically operated position sensor
- Operation with North or South Pole
- Digital switching
- High Sensitivity
- 3-Wire (voltage output)
- Push-Pull output
- Ultra-low power consumption at 1.5uA
- Operates in a static or dynamic magnetic field
- Built-in temperature compensation
- Excellent thermal stability
- High switching speed up to 1 kHz
- Vibration 50g max. @ 50-2,000 Hz
- Shock 150g max. @ 11ms 1/2 Sine
- Long Life - up to 20 billion operations
- RoHS compliant
- IP67 rated

Additional Information



Resources



Accessories



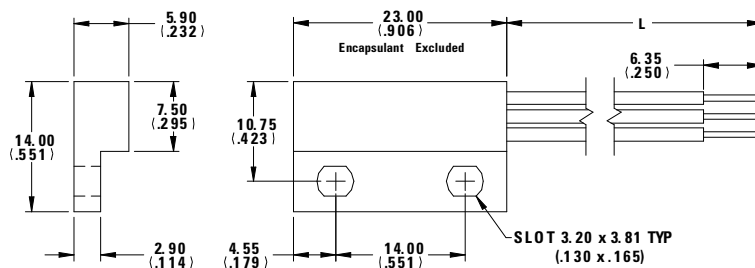
Samples

Applications

- Position and limit sensing
- RPM measurement
- Flow metering
- Commutation of brushless DC motors
- Magnetic encoders
- Angle sensing

Dimensions

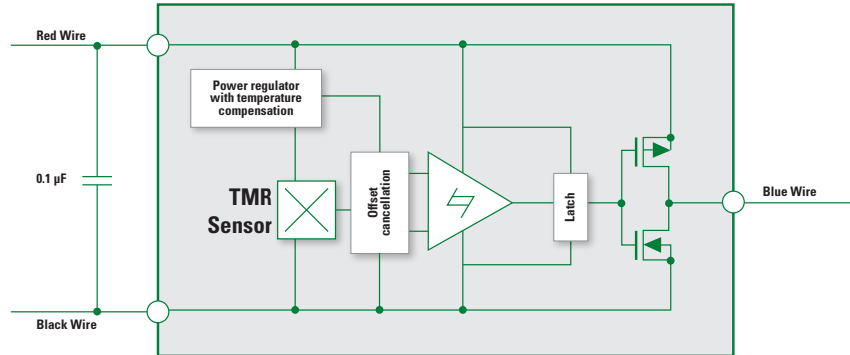
Dimensions in mm (inch)



54140 Sensor

Miniature Flange Mounting

Block Diagram



Notes:

1. Add capacitor C_n as shown, close to the sensor, for transient suppression if required.
2. Add pull-up resistor R_{pu} as shown for sinking output. The R_{pu} value should be calculated using your supply voltage while keeping the ON state current at a level below the maximum.
 $R_{pu} = V_{DD}/I_o$; $R_{pu} = 12V_{dc}/10mA = 1.2k\Omega$

T2 - Electrical Ratings

3-Wire Hall Switch & Analog Programmable (3H, 3M, & AP)

TMR Type			Digital Switch 3 - Wire (Voltage Output)
Supply Voltage ¹	Absolute Ratings	Vdc	7
	Operate	Vdc	1.8 to 5.5
	Overvoltage Protection	Vdc - max	7
Output High Voltage	Min	Vdc	Vcc - 0.3
Output Low Voltage	Max	Vdc	0,2
Output Current (continuously on)	Max	mA	3
Current Consumption (from 3.3 Vdc Supply)	Typical w/Output Off	µA	1,5
Switching Speed		kHz	1
Temperature	Operating	°C	-40 to +100
ESD ²	HBM	kV	4

Notes:

1. As long as T_j (Junction Temperature) of 125°C is not exceeded. It is recommended to operate within the normal Operate Supply Voltage.
2. HBM = Human Body Model per JEDEC EIA/JESD22-A114.
3. For custom modifications to the wire length or size, or adding a special connector, please contact Littelfuse

54140 Sensor

Miniature Flange Mounting

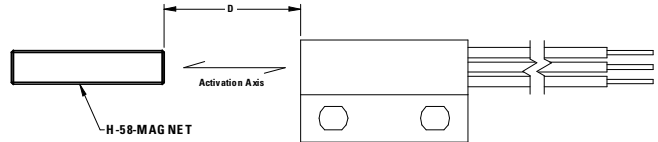
TMR Sensitivity Options

Select Option	TMR Type	Sensitivity (Gauss)	Activate - D ¹ mm (inch)
17X	3-wire	17	21.1 (0.83)

Notes:

1. Activation distances are minimum using NeFeB Magnet Littelfuse P/N H-58-Magnet
2. Bops +17G / -17G, Brps +10 Gauss / -10 Gauss, BH = 7G

Activation Detail



Cable Length Specification

Cable 24 AWG 7/32 PVC 105°C UL1430/UL1569	
Select Option	Cable Length mm (inch)
02	300 ±10.00 (11.81 ±0.394)
05	1000 ±20.00 (11.81 ±0.787)

Termination Detail

Select Option	Description (Three-wire versions illustrated)
A	Tinned Leads 6.4 ±0.75 (0.25 ±0.030)

Material Specification

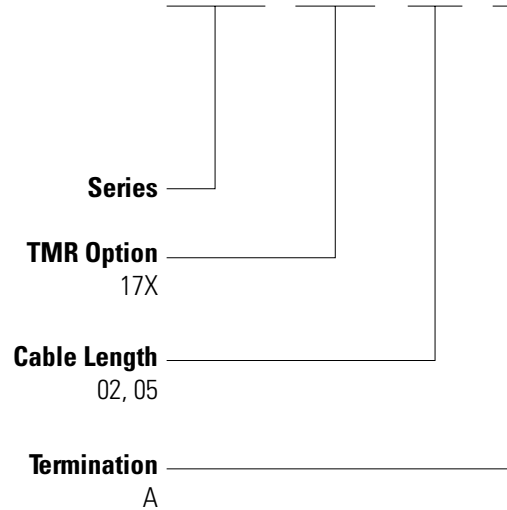
	Housing Material	Color	Sealing Component
54100 Sensor	PBT 20% GF	Black	Epoxy

Recommended Fastener for Sensor

Series	Fastener	Type	Torque
Metric	M3	Screw with washer	1.0 N-m
Standard	#4 (7/64")	Screw with washer	8.85 in-lbf

Part Numbering System

54140 - XXX - XX - X



Packaging Options

Cable Length	Packaging Option	Quantity
02	Bulk	500
05	Bulk	500

Disclaimer Notice - Information furnished is believed to be accurate and reliable. However, users should independently evaluate the suitability of and test each product selected for their own applications. Littelfuse products are not designed for, and may not be used in, all applications. Read complete Disclaimer Notice at <http://www.littelfuse.com/disclaimer-electronics>.