

OT FIT 25/220-240/700 NFC

OPTOTRONIC FIT NFC | Compact constant current LED driver – Non dimmable



Product family features

- Output current range 150-1050 mA
- NFC Interface
- Low LF-ripple < 5%
- Lifetime: up to 50,000 h (temperature at max. t_c)

Product family benefits

- Fast programming / current set via NFC*
- High quality of light thanks to low output ripple current
- Small housing for flexible luminaire designs
- High efficiency

Areas of application

- Spot light and down light
- Offices
- Shops
- Hospitality

Technical data

Electrical data

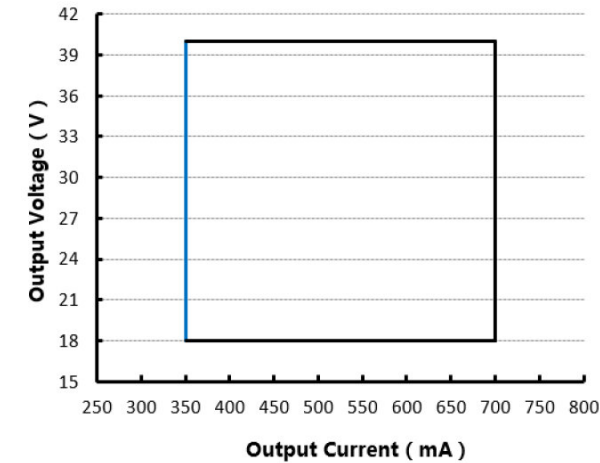
Nominal input voltage	220...240 V
Mains frequency	50/60 Hz
Input voltage AC	198...264 V
Total harmonic distortion	< 10 % ¹⁾
Power factor λ	0.77C...0.98
Efficiency in full-load	89 % ²⁾
Device power loss	3.6 W
Inrush current	20 A ³⁾
Max. ECG no. on circuit breaker 10 A (B)	20
Max. ECG no. on circuit breaker 10 A (C)	-
Max. ECG no. on circuit breaker 16 A (B)	30
Max. ECG no. on circuit breaker 16 A (C)	-
Max. ECG no. on circuit breaker 25 A (B)	-
Surge capability (L/N-Ground)	2 kV
Surge capability (L-N)	1 kV
Nominal output voltage	18...40 V
U-OUT (working voltage)	60 V
Nominal output current	350...700 mA ⁴⁾
Output current tolerance	±7.5 %
Default output current	350 mA
Output ripple current (100 Hz)	< 5 %
Output PSTLM	≤1
Output SVM	≤0.4
Nominal output power	6.3...28 W
Maximum output power	28 W
Galvanic isolation primary/secondary	SELV
Galvanic isolation	SELV
Current set	NFC

1) At full load

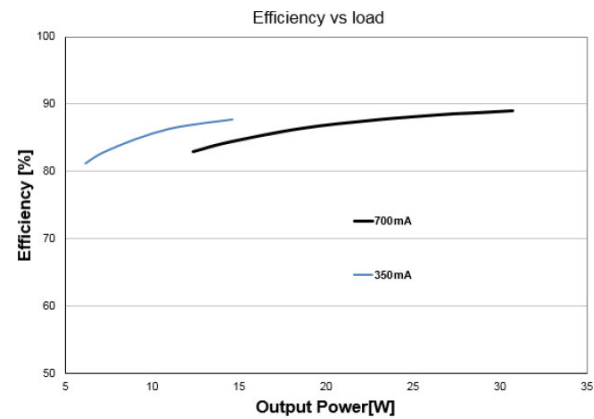
2) at 230 V, 50 Hz

3) $t_h=200\ \mu s$

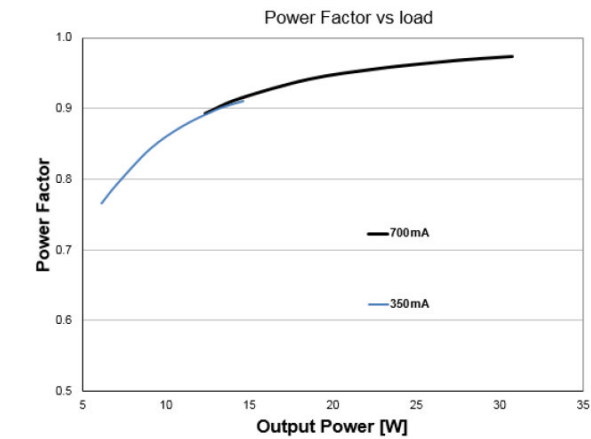
4) ±7.5%



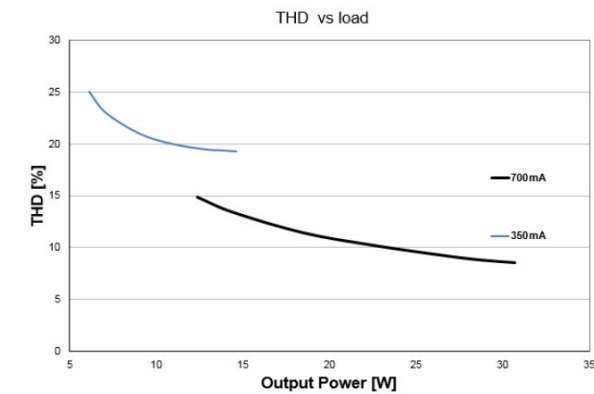
OT FIT 25 NFC Operating Window



OT FIT 25 NFC Typical Efficiency vs. Load (230 V 50 Hz)

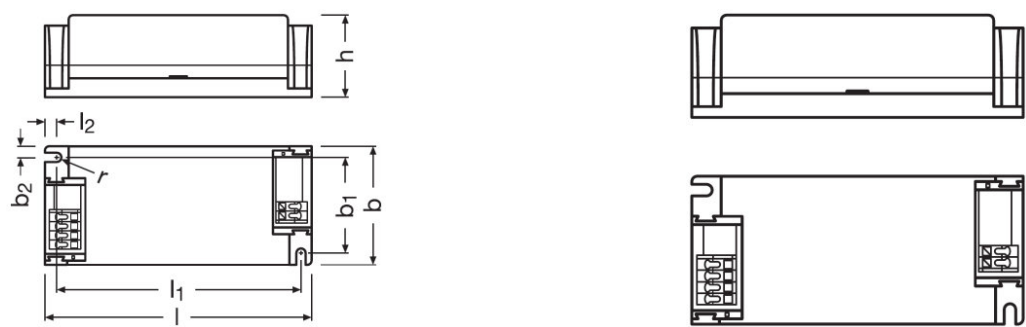


OT FIT 25 NFC Typical Power Factor vs. Load



OT FIT 25 NFC Typical THD Vs Load

Dimensions & weight



Mounting hole spacing, length	88.0 mm
Mounting hole spacing, width	34.0 mm
Product weight	120.00 g
Cable cross-section, input side	0.5...1.5 / 0.75...1.5 mm ² ¹⁾
Cable cross-section, output side	0.5...1.5 / 0.75...1.5 mm ² ¹⁾
Wire preparation length, input side	7...8 mm
Wire preparation length, output side	7...8 mm
Length	97.0 mm
Width	43.0 mm
Height	29.5 mm

¹⁾ Solid/ Flexible Leads

Colors & materials

Casing material	Plastic
-----------------	---------

Temperatures & operating conditions

Ambient temperature range	-20...+50 °C
Maximum temperature at tc test point	80 °C
Max.housing temperature in case of fault	110 °C
Temperature range at storage	-25...85 °C
Permitted rel. humidity during operation	5...85 % ¹⁾

¹⁾ Non-condensing

Lifespan

ECG lifetime	50000 / 100000 h ¹⁾
--------------	--------------------------------

¹⁾ At $T_c = 80^\circ\text{C}$ / 0.2% / 1,000 h failure rate / $T_c = 70^\circ\text{C}$, 0.1% / 1,000 h failure rate

Additional product data

Product datasheet

Predecessor EAN	4052899957008
-----------------	---------------

Capabilities

Dimmable	No
Overheating protection	Automatic reversible
Overload protection	Yes
Short-circuit protection	Yes
No-load proof	Yes
Intended for no-load operation	No
Max. cable length to lamp/LED module	2.0 m ¹⁾
Suitable for fixtures with prot. class	I / II
Type of connection, input side	Push terminal
Type of connection, output side	Push terminal
Suitable for through-wiring	No
Number of channels	1

¹⁾ Output wires must be routed as close as possible to each other

Programming

Box programming	Yes
Tuner4TRONIC	Yes
Tuner4TRONIC Field App	Yes
Programming device	NFC

Certificates & standards

Approval marks – approval	CCC / CE / ENEC
Standards	Acc. to IEC 61347-1/Acc. to IEC 61347-2-13/Acc. to IEC 62384/Acc. to IEC 61000-3-2/Acc. to IEC 61000-3-3/Acc. to IEC 61547/Acc. to EN 55015, CISPR 15/Acc. to EN 62386
Type of protection	IP20
Protection class	II

Logistical data

Commodity code	85044083900
----------------	-------------


Environmental information

Information according Art. 33 of EU Regulation (EC) 1907/2006 (REACH)	
Date of Declaration	25-05-2023
Primary Article Identifier	4052899617186

Product datasheet

Candidate List Substance 1	Lead
CAS No. of substance 1	7439-92-1
Safe Use Instruction	The identification of the Candidate List substance is sufficient to allow safe use of the article.
Declaration No. in SCIP database	49a9918f-8fd2-491e-a4b0-0e2834faf26e

Download Data

File	
 User instruction OPTOTRONIC LED Power Supply	
 User instruction OPTOTRONIC LED Power Supply	
 Certificates OT FIT IT DALI NFC ENEC 35 113246 060420	
 Certificates OT FIT IT DALI NFC RCM NSW27559 080421	
 Declarations of conformity OT FIT NFC CE 4211505 230821	
 Declarations of conformity OT FIT NFC UK DoC 4281077 220823	

Ecodesign regulation information:

Intended for use with LED modules.
The forward voltage of the LED light source shall be within the defined operating window of the control gear in all operating conditions including dimming if applicable.

Separate control gear and light sources must be disposed of at certified disposal companies in accordance with Directive 2012/19/EU (WEEE) in the EU and with Waste Electrical and Electronic Equipment (WEEE) Regulations 2013 in the UK. For this purpose, collection points for recycling centres and take-back systems (CRSO) are available from retailers or private disposal companies, which accept separate control gear and light sources free of charge. In this way, raw materials are conserved and materials are recycled.

Logistical Data

Product code	Product description	Packaging unit (Pieces/Unit)	Dimensions (length x width x height)	Volume	Gross weight
4052899617186	OT FIT 25/220-240/700 NFC	Shipping carton box 20	208 mm x 158 mm x 107 mm	3.52 dm ³	2515.00 g

The mentioned product code describes the smallest quantity unit which can be ordered. One shipping unit can contain one or more single products. When placing an order, for the quantity please enter single or multiples of a shipping unit.

Product datasheet

Accessories Optional

Product description	Accessory name	Accessory code
OT FIT 25/220-240/700 NFC	OT CABLE CLAMP D-STYLE	▶ 4062172345507
OT FIT 25/220-240/700 NFC	OT CABLE CLAMP D-STYLE TL	▶ 4062172349185

Disclaimer

Subject to change without notice. Errors and omission excepted. Always make sure to use the most recent release.