


OT FIT 35/220...240/350 D LT2 L

OPTOTRONIC FIT D LT2 L | Linear / Area Constant Current – Non dimmable



Product family features

- Line frequency: 0 Hz | 50 Hz | 60 Hz
- Versatile scope of application due to output power range of up to 120 W
- Supply voltage: 220...240 V
- Available with output current range: up to 750 mA
- Non-isolated drivers

Product family benefits

- Flexible current setting (LEDset2)
- Lifetime: up to 100,000 h (temperature at $T_c = 65\text{ }^\circ\text{C}$, max. 10 % failure rate)
- High quality of light thanks to low output ripple current
- Very high efficiency
- Fulfill safety requirement due to overload, overtemperature, Hot Plug protection

Areas of application

- Linear lighting for office, education, industry, storage areas and retail
- Installation in emergency lighting systems according to IEC 61347-2-13, appendix J
- Suitable for installation in emergency lighting systems according to EN 60598-2-22
- Suitable for luminaires of protection class I

Technical data

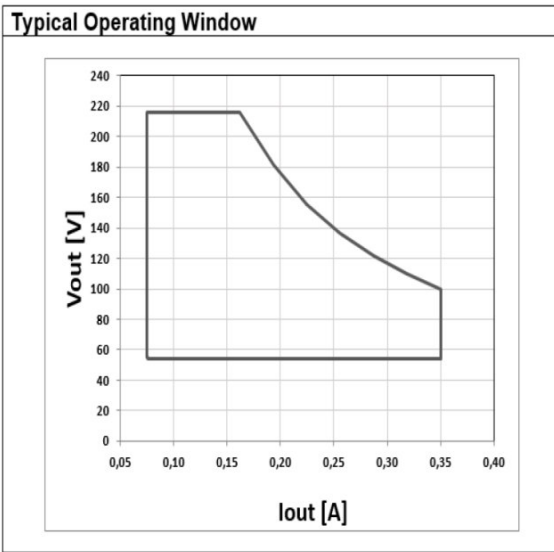
Electrical data

Nominal input voltage	220...240 V
Mains frequency	0/50/60 Hz
Input voltage AC	198...264 V
Input voltage DC	176...276 V
Current set	LEDset
Total harmonic distortion	< 10 %
Power factor λ	0.64C...0.97
Efficiency in full-load	92 % ¹⁾
Device power loss	3.0 W
Protective conductor current	<0.5 mA
Inrush current	30 A
Max. ECG no. on circuit breaker 10 A (B)	19
Max. ECG no. on circuit breaker 16 A (B)	30
Max. ECG no. on circuit breaker 25 A (B)	-
Surge capability (L/N-Ground)	2 kV
Surge capability (L-N)	1 kV
Nominal output voltage	54...216 V
U-OUT (working voltage)	< 250 V
Nominal output current	65...350 mA ²⁾
Output current LEDset open	35 mA
Output current LEDset shorted	350 mA
Default output current	35 mA ³⁾
Output current tolerance	± 3 %
Output ripple current (100 Hz)	< 1 %
Output PSTLM	≤ 1
Output SVM	≤ 0.4
Nominal output power	4.1...35 W
Maximum output power	35 W
Galvanic isolation	Non isolated
Galvanic isolation primary/secondary	-

¹⁾ at 230 V, 50 Hz

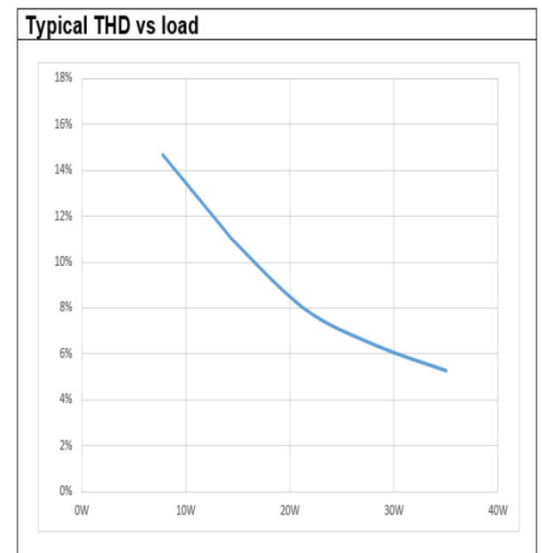
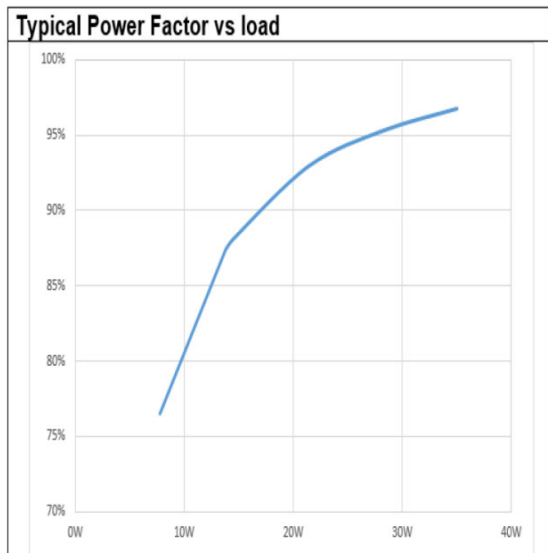
²⁾ ± 3 %

³⁾ LEDset deactivated



OT FIT 35220-240350 D LT2 L Operating Window

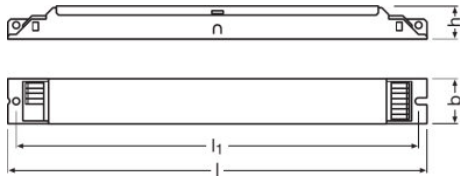
OT FIT 35220-240350 D LT2 L Typical Efficiency vs. Load (230 V 50 Hz)



OT FIT 35220-240350 D LT2 L Typical Power Factor vs. Load

OT FIT 35220-240350 D LT2 L Typical THD Vs Load

Dimensions & weight



Mounting hole spacing, length	270.0 mm
Product weight	172.00 g
Cable cross-section, input side	0.5...1.5 mm ²
Cable cross-section, output side	0.5...1.5 mm ²
Wire preparation length, input side	8.5...9.5 mm
Wire preparation length, output side	8.5...9.5 mm
Length	280.0 mm
Width	30.0 mm
Height	21.0 mm

Colors & materials

Casing material	Metal
-----------------	-------

Temperatures & operating conditions

Ambient temperature range	-25...+60 °C
Maximum temperature at tc test point	75 °C
Max.housing temperature in case of fault	110 °C
Temperature range at storage	-25...85 °C
Permitted rel. humidity during operation	5...85 % ¹⁾

¹⁾ Maximum 56 days/year at 85 %

Lifespan

ECG lifetime	50000 / 100000 h ¹⁾
--------------	--------------------------------

¹⁾ At maximum $T_c = 75^\circ\text{C}$ / 10% failure rate / At $T_c = 65^\circ\text{C}$ / 10% failure rate

Additional product data

Encapsulated	No
--------------	----

Capabilities

Dimmable	No
Overheating protection	Automatic reversible
Overload protection	Automatic reversible
Short-circuit protection	Automatic reversible
No-load proof	Yes
Intended for no-load operation	No
Max. cable length to lamp/LED module	2.0 m ¹⁾
Suitable for fixtures with prot. class	I
Suitable for emergency lighting	Yes
Type of connection, input side	Push terminal
Type of connection, output side	Push terminal
Number of channels	1

¹⁾ Output wires must be routed as close as possible to each other

Programming

Programming device	LEDset
--------------------	--------

Certificates & standards

Approval marks – approval	CE / EL / VDE-ENEC / VDE-EMC / EAC / CCC / BIS / RCM
Standards	Acc. to EN 61347-1/Acc. to EN 61347-2-13/Acc. to EN 55015/Acc. to EN 61547/Acc. to EN 61000-3-2/Acc. to EN 62384/Acc. to EN 62386
Protection class	I
Type of protection	IP20

Logistical data















Commodity code	85044083900
----------------	-------------

Environmental information

Information according Art. 33 of EU Regulation (EC) 1907/2006 (REACH)	
Date of Declaration	21-04-2023
Primary Article Identifier	4052899478411
Candidate List Substance 1	Lead
CAS No. of substance 1	7439-92-1
Safe Use Instruction	The identification of the Candidate List substance is sufficient to allow safe use of the article.
Declaration No. in SCIP database	05659f40-8ac0-4af9-8ee5-7101ddeac03a

Product datasheet

Download Data

File	
	User instruction OPTOTRONIC LED Power Supply
	Certificates INOTEC Certificate OT FIT 35350 D LT2 L
	Certificates INOTEC Certificate OT FIT 35350 D LT2 L appendix
	Certificates OT ENEC 40038085 010322
	Certificates LED drivers EMC 40011668 300922
	Declarations of conformity OT FIT D LT2 L UK DoC 4288054 230322
	Declarations of conformity OT FIT D LT2 L CE 3461268 161023
	CAD data CAD data IGS OT FIT 35,75D LT2 L G2
	CAD data CAD data STEP OT FIT 35,75D LT2 L G2
	CAD data OT FIT D LT2 L IGS 150120
	CAD data OT FIT D LT2 L STEP 150120
	CAD Data 2-dim OT FIT D LT2 L CAD2PDF 150120
	CAD data 3-dim OT FIT D LT2 L CAD3PDF 150120
	CAD data PDF CAD data PDF OT FIT 35,75D LT2 L G2

Ecodesign regulation information:

Intended for use with LED modules.

The forward voltage of the LED light source shall be within the defined operating window of the control gear in all operating conditions including dimming if applicable.

Separate control gear and light sources must be disposed of at certified disposal companies in accordance with Directive 2012/19/EU (WEEE) in the EU and with Waste Electrical and Electronic Equipment (WEEE) Regulations 2013 in the UK. For this purpose, collection points for recycling centres and take-back systems (CRSO) are available from retailers or private disposal companies, which accept separate control gear and light sources free of charge. In this way, raw materials are conserved and materials are recycled.

Product datasheet

Logistical Data

Product code	Product description	Packaging unit (Pieces/Unit)	Dimensions (length x width x height)	Volume	Gross weight
4052899478411	OT FIT 35/220...240/350 D LT2 L	Shipping carton box 20	305 mm x 161 mm x 104 mm	5.11 dm ³	3877.00 g

The mentioned product code describes the smallest quantity unit which can be ordered. One shipping unit can contain one or more single products. When placing an order, for the quantity please enter single or multiples of a shipping unit.

Disclaimer

Subject to change without notice. Errors and omission excepted. Always make sure to use the most recent release.