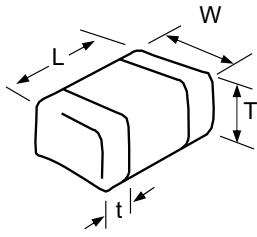


KAM15AR71A105KT

(0603, 10V, X7R, 1 μ F, +/-10%, AEC-Q200, Sn Term)
 Multilayer Ceramic Chip Capacitor Datasheet



DIMENSIONS



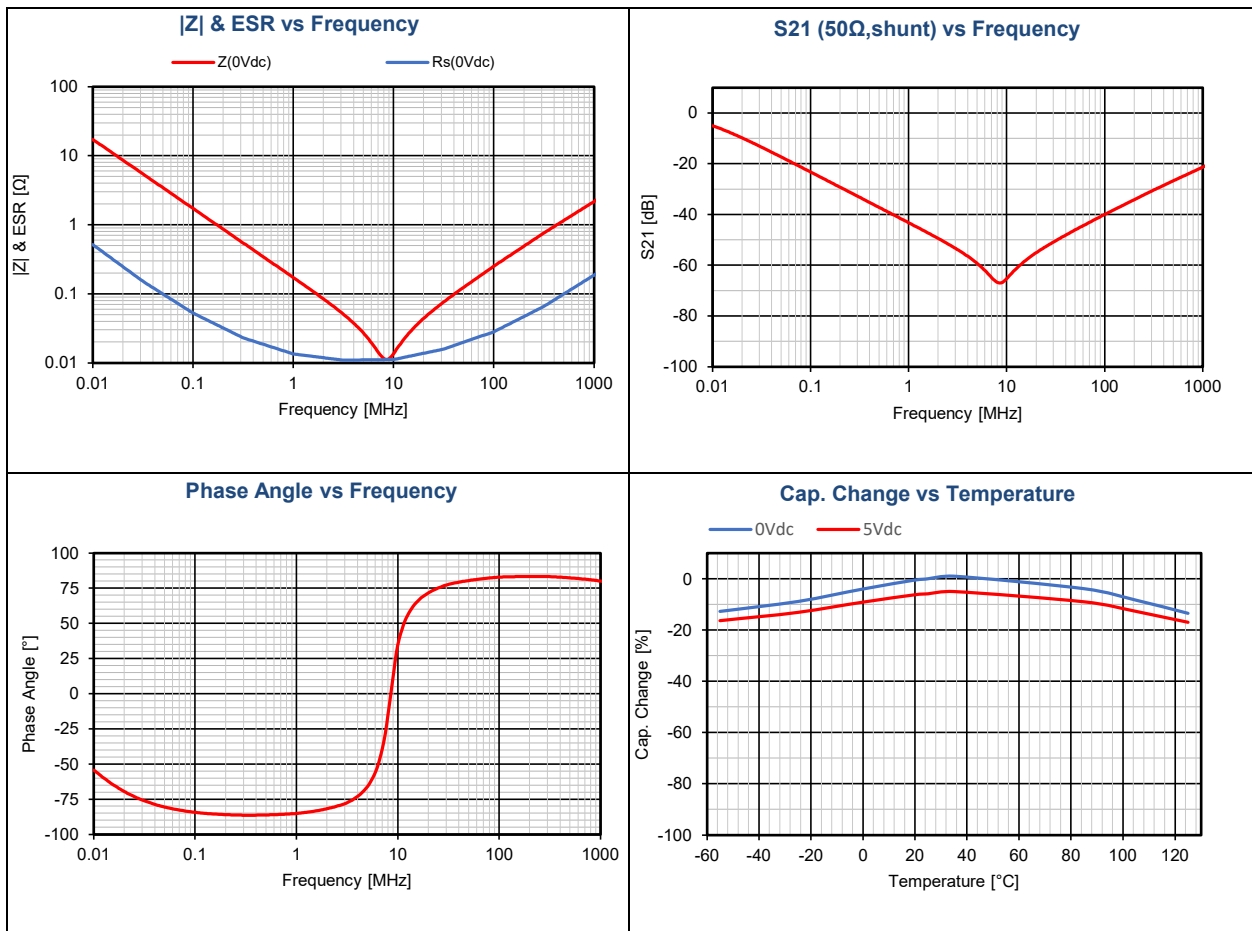
	millimetres	inches
L	1.6±0.1	0.063±0.004
W	0.8±0.1	0.032±0.004
T max.	0.90	0.036
t	0.2 to 0.6	0.008 to 0.024

BASIC SPECIFICATIONS

Item	Spec.	Conditions
Rated Voltage	10 Vdc	
Capacitance	1 μ F	1 kHz, 1 Vrms
Capacitance Tolerance	±10%	
DF Max	10%	1 kHz, 1 Vrms
IR Min	50 M Ω	10 Vdc, t = 60 s
DWV	25 Vdc	I \leq 50mA, t \leq 5 s

Case Size EIA (JIS)	0603(1608)
Operating Temperature	-55°C to +125°C
Dielectric	X7R
Grade	AEC-Q200
RoHS Compliant	Yes
Termination	Sn
Packaging	T&R 7in (180mm)

ELECTRICAL CHARACTERISTICS

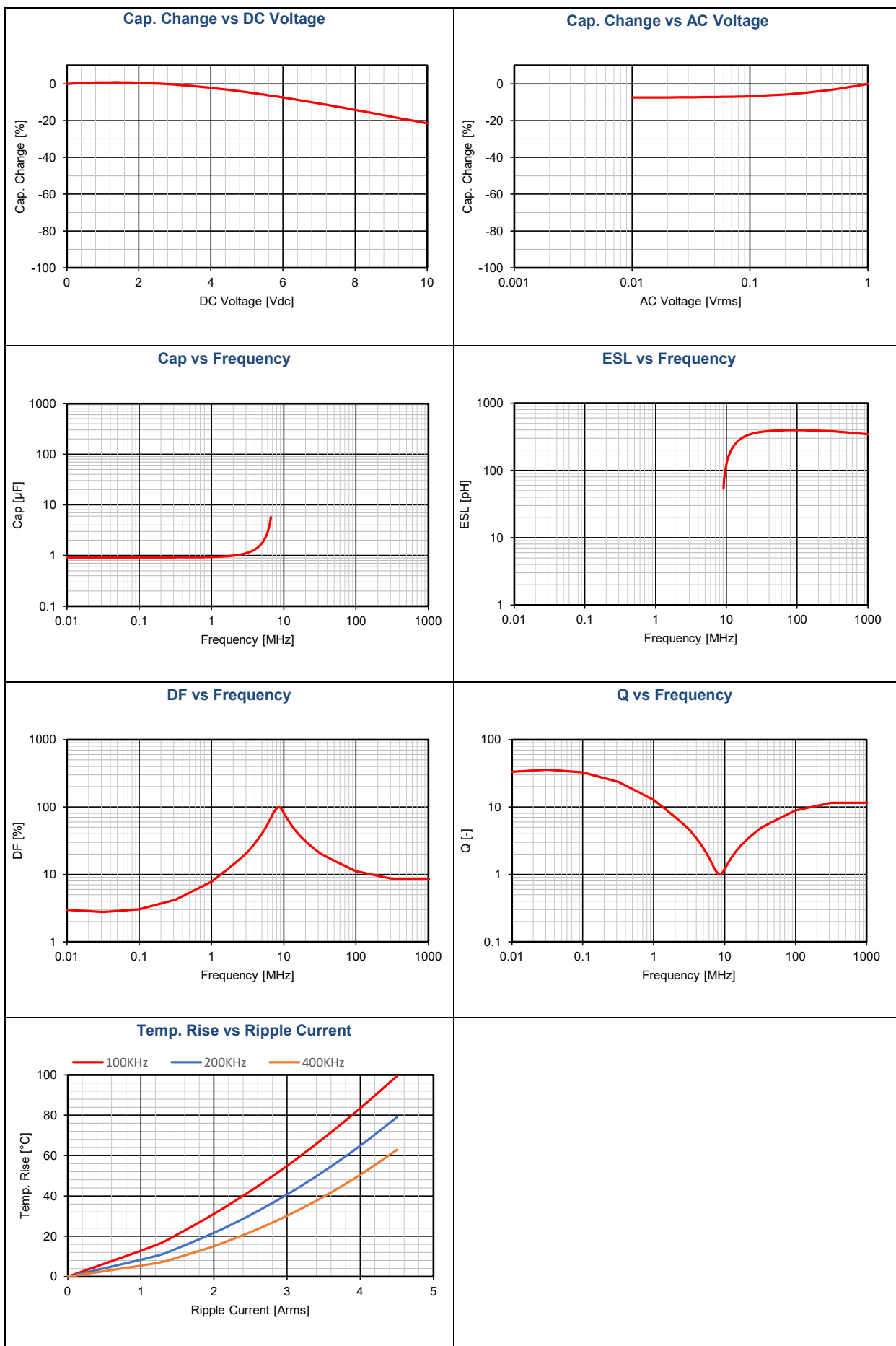


KAM15AR71A105KT

(0603, 10V, X7R, 1 μ F, +/-10%, AEC-Q200, Sn Term)
Multilayer Ceramic Chip Capacitor Datasheet



ELECTRICAL CHARACTERISTICS



KAM15AR71A105KT

(0603, 10V, X7R, 1μF, +/-10%, AEC-Q200, Sn Term)
 Multilayer Ceramic Chip Capacitor Datasheet



PART NUMBER INFORMATION

K
 A
 M
 15
 A
 R7
 1A
 105
 K
 T
 □□□□
 1. 2. 3. 4. 5. 6. 7. 8. 9. 10. 11.

1.Symbol
KAVX

5.Thickness
See catalog for list of codes

8.Capacitance
Capacitance expressed in pF
2 significant digits + No. of zeros
For Values < 10pF Letter R denotes decimal point
Example
R50 0.5pF
1R0 1pF
100 10pF
101 100pF
103 10nF
105 1μF
107 100μF

10.Packing
T&R 180mm(7in)
H
T
U
Y
V
T&R 330mm(13in)
M
L
N
K
S
Waffle
X

2.Grade
G General
A Automotive (AEC-Q200)
M Medical

6.Dielectric
CG C0G
CH C0H
R5 X5R
S6 X6S
T6 X6T
R7 X7R
S7 X7S
T7 X7T
R8 X8R
L8 X8L
G8 X8G
V5 Y5V

3.Requirement
M Standard
U Hi-Q
E ESD
T Low Profile
L Low Inductance
A Low Inductance (LGA)
F Flexiterm®
F Flexisafe
Q Ultra Low ESR

7.Voltage
Multiplier Base
0 1x A 1
1 10x N 1.5
2 100x C 1.6
3 1000x D 2
E 2.5
U 3
V 3.5
G 4
H 5
J 6.3
Example
1E = 25V (10 x 2.5)

9.Tolerance
A ±0.05pF
B ±0.1pF
C ±0.25pF
D ±0.5pF
F ±1%
G ±2%
J ±5%
K ±10%
M ±20%
Z +80/-20%

11.Option
See catalog for optional codes

4.Size
02 01005
03 0201
05 0402
15 0603
21 0805
31 1206
32 1210
42 1808
43 1812
44 1825
55 2220
56 2225
91 3640

Please check catalog for part number availability

NOTICE: Specifications are subject to change without notice. All statements, information and data given herein are believed to be accurate and reliable, but are presented without guarantee or responsibility of any kind, expressed or implied. Specifications are typical and may not apply to all applications.