Data Sheet | Item Number: 750-8214

Controller PFC200; 2nd Generation; 2 x ETHERNET, RS-232/-485, CAN, CANopen

https://www.wago.com/750-8214

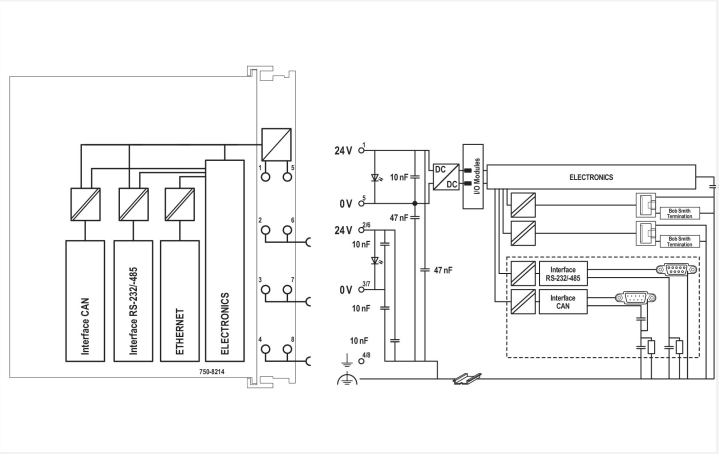

Color: light gray

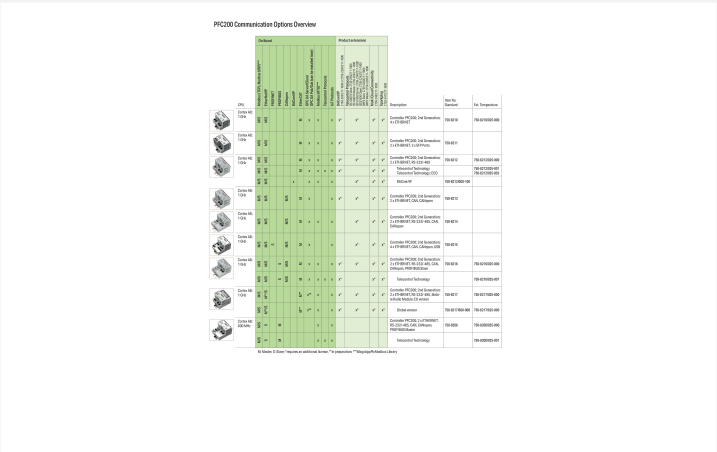

PFC200 Communication Options Overview

	CPU	Modbus/TCP Modbus/UDP	Modbus/RTU Modbus/ASCII	Firewall	Routing	Gateway	Bridge	Ethernet/IP Adapter (Slave)	Ethernet/IP Scanner (Client)	EtherCAT Master	Telecontrol protocols	OPC UA Server	OPC UA Client	OPC UA Pub/Sub	MQTT Client	Description	Item No. Standard	Ext. Temperature
		On-Board									Product extensions							
	Cortex M0 1 GHz	M0	M0				✓	✓	✓	✓	✓	✓	✓	✓	✓	Controller PFC200; 2nd Generation; 2 x ETHERNET	750-8210	750-8210/025-000
	Cortex M0 1 GHz	M0	M0				✓	✓	✓	✓	✓	✓	✓	✓	✓	Controller PFC200; 2nd Generation; 2 x ETHERNET; 1 x CAN Port	750-8211	
	Cortex M0 1 GHz	M0	M0				✓	✓	✓	✓	✓	✓	✓	✓	✓	Controller PFC200; 2nd Generation; 2 x ETHERNET; RS-232/-485	750-8212	750-8212/025-000
		M0	M0				✓	✓	✓	✓	✓	✓	✓	✓	✓	Telecontrol Technology - Telecontrol Technology (CDC)		750-8212/025-001 750-8212/025-002
		M0	M0				✓	✓	✓	✓	✓	✓	✓	✓	✓	BACnet IP	750-8212/000-100	
	Cortex M0 1 GHz	M0	M0				✓	✓	✓	✓	✓	✓	✓	✓	✓	Controller PFC200; 2nd Generation; 2 x ETHERNET; CAN; CANopen	750-8213	
	Cortex M0 1 GHz	M0	M0			M0	✓	✓	✓	✓	✓	✓	✓	✓	✓	Controller PFC200; 2nd Generation; 2 x ETHERNET; RS-232/-485; CAN; CANopen	750-8214	
	Cortex M0 1 GHz	M0	M0			M0	✓	✓	✓	✓	✓	✓	✓	✓	✓	Controller PFC200; 2nd Generation; 2 x ETHERNET; CAN; CANopen; 32GB	750-8215	
	Cortex M0 1 GHz	M0	M0			M0	✓	✓	✓	✓	✓	✓	✓	✓	✓	Controller PFC200; 2nd Generation; 2 x ETHERNET; RS-232/-485; CAN; CANopen; PROFIBUSSlave	750-8216	750-8216/025-001
		M0	M0				✓	✓	✓	✓	✓	✓	✓	✓	✓	Telecontrol Technology		750-8216/025-001
	Cortex M0 1 GHz	M0	M0			M0	✓	✓	✓	✓	✓	✓	✓	✓	✓	Controller PFC200; 2nd Generation; 2 x ETHERNET; RS-232/-485; Bedienfunktionen (Text anzeige)	750-8217	750-8217/025-000
		M0	M0				✓	✓	✓	✓	✓	✓	✓	✓	✓	Global version	750-8217/000-000	750-8217/025-000
	Cortex M0 600 MHz	M0	M0					✓	✓							Controller PFC200; 2nd Generation; RS-232/-485; CAN; CANopen; PROFIBUSSlave	750-8220	750-8220/025-000
		M0	M0					✓	✓							Telecontrol Technology		750-8220/025-001

M: Module; O: Slave **requires an additional license **in preparation ***WAGOapplPlcModbusLibrary

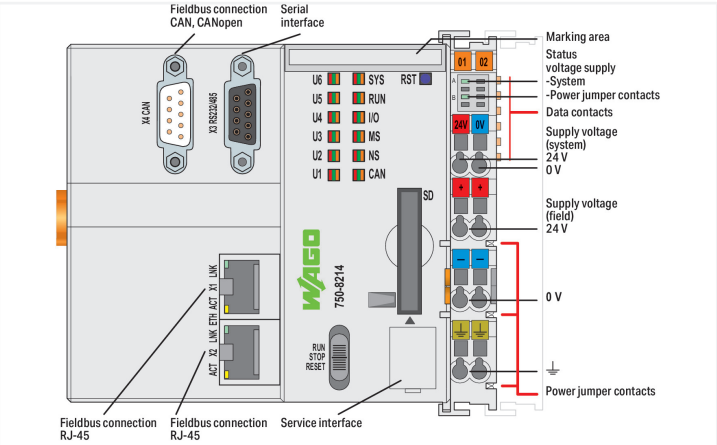

The PFC200 Controller is a compact PLC for the modular WAGO I/O System. Besides network and fieldbus interfaces, the controller supports all digital, analog and specialty modules found within the 750/753 Series.
Two ETHERNET interfaces and an integrated switch enable line topology wiring.
An integrated Webserver provides user configuration options, while displaying PFC200 status information.
Besides the processing industry and building automation, typical applications for the PFC200 include standard machinery and equipment control (e.g., packaging, bottling and manufacturing systems, as well as textile, metal and wood processing machines).
Programming per IEC 61131-3

- Programmable with CODESYS V3.5 from Firmware Release 23, WAGO-I/O-PRO V2.3 or ***e!****COCKPIT* up to Firmware Release 22
- Direct connection of WAGO's I/O modules
- 2 x ETHERNET (configurable), RS-232/-485, CAN, CANopen
- Linux operating system with RT-Preempt patch
- Configuration via CODESYS, ***e!****COCKPIT* or Web-Based Management user interface
- Maintenance-free

Technical data

Communication	CANopen Modbus TCP master/slave Modbus (UDP), WagoAppPlcModbus Library Modbus (RTU), WagoAppPlcModbus Library ETHERNET EtherNet/IP™ Adapter (slave) EtherNet/IP™ Scanner EtherCAT® Master OPC UA Server/Client OPC UA Pub/Sub (can be installed later) MQTT RS-232 serial interface RS-485 interface Telecontrol protocols, **requires an additional license**

Technical data

ETHERNET protocols	DHCP DNS NTP FTP FTPS SNMP HTTP HTTPS SSH
Telecontrol protocols	IEC 60870 (additional license as slave or master) IEC 61850 (additional license as Client or Server) DNP3 (additional license as Slave or Master)
Visualization	Web-Visu
Operating system	Real-time Linux (with RT-Preempt patch)
CPU	Cortex A8; 1 GHz
Programming languages per IEC 61131-3	Instruction List (IL) Ladder Diagram (LD) Function Block Diagram (FBD) Continuous Function Chart (CFC) Structured Text (ST) Sequential Function Chart (SFC)
Programming environment	CODESYS V3.5, Firmware Release 23 or higher ***e!****COCKPIT* (based on CODESYS V3) up to Firmware Release 22 WAGO-I/O-*PRO* V2.3 (based on CODESYS V2.3), up to Firmware Release 22
Configuration options	CODESYS V3 ***e!****COCKPIT* WAGO-I/O-*CHECK* Web-Based Management ***e!****RUNTIME* library CODESYS Library
Baud rate (communication/fieldbus 1)	10/100 Mbit/s
Baud rate	ETHERNET: 10/100 Mbit/s
Transmission medium (communication/fieldbus)	ETHERNET: Twisted pair S-UTP; 100 Ω; Cat. 5; 100 m maximum cable length
Main memory (RAM)	512 MB
Internal memory (flash)	4096 MB
Non-volatile hardware memory	128 KB
Program memory	CODESYS V2: 16 MB; CODESYS V3: 32 MB
Data memory	CODESYS V2: 64 MB; CODESYS V3: 128 MB
Non-volatile software memory	128 KB 128 KB
Type of memory card	SD and SDHC up to 32 GB (all guaranteed properties only valid with the WAGO 758-879/000-001 Memory Card)
Memory card slot	Push-push mechanism; cover lid (sealable)
Number of modules per node (max.)	250
Number of modules without a bus extension (max.)	64
Input and output process image (internal) max.	1000 words/1000 words
Input and output process image (Modbus®) max.	CODESYS V2: 1000 words/1000 words; CODESYS V3: 32000 words/32000 words
Input and output process image (CAN) max.	2000 words/2000 words
Indicators	LED (SYS, RUN, I/O, CAN, U1 … U6) red/green/orange: Status system, program, internal data bus, CANopen, status programmable by user (can be used via CODESYS library); LED (A, B) green: Status system power supply, field supply
Supply voltage (system)	24 VDC (-25 … +30 %); via pluggable connector (CAGE CLAMP® connection)
Input current (typ.) at nominal load (24 V)	550 mA
Total current (system supply)	1700 mA
Supply voltage (field)	24 VDC (-25 … +30 %); via power jumper contacts
Current carrying capacity (power jumper contacts)	10 A
Number of outgoing power jumper contacts	3
Isolation	500 V system/field

 Continued on next page

Connection data

Connection technology: communication/fieldbus	CANopen: 1 x D-sub 9 plug; Modbus (TCP, UDP): 2 x RJ-45; Modbus RTU: 1 x D-sub 9 socket; RS-232 serial interface: 1 x D-sub 9 socket; RS-485 interface: 1 x D-sub 9 socket
Connection technology: system supply	2 x CAGE CLAMP®
Connection technology: field supply	6 x CAGE CLAMP®
Connection type 1	System/field supply
Solid conductor	0.08 … 2.5 mm² / 28 … 14 AWG
Fine-stranded conductor	0.08 … 2.5 mm² / 28 … 14 AWG
Strip length	8 … 9 mm / 0.31 … 0.35 inches
Connection technology: device configuration	1 x Male connector; 4-pole

Physical data

Width	112 mm / 4.409 inches
Height	100 mm / 3.937 inches
Depth	71.9 mm / 2.831 inches
Depth from upper-edge of DIN-rail	64.7 mm / 2.547 inches

Mechanical data

Weight	256.9 g
Color	light gray
Housing material	Polycarbonate; polyamide 6.6
Conformity marking	CE

Environmental requirements

Ambient temperature (operation)	0 … +55 °C
Ambient temperature (storage)	-25 … +85 °C
Protection type	IP20
Pollution degree	2 per IEC 61131-2
Operating altitude	without temperature derating: 0 … 2000 m; with temperature derating: 2000 … 5000 m (0.5 K/100 m); 5000 m (max.)
Relative humidity (without condensation)	95 %
Mounting position	any
Mounting type	DIN-35 rail
Vibration resistance	4g per IEC 60068-2-6
Shock resistance	15g per IEC 60068-2-27
EMC immunity to interference	per EN 61000-6-2, marine applications
EMC emission of interference	per EN 61000-6-3, marine applications
Exposure to pollutants	per IEC 60068-2-42 and IEC 60068-2-43
Fire load	2.911 MJ
Permissible H_2S contaminant concentration at a relative humidity 75 %	10 ppm
Permissible SO_2 contaminant concentration at a relative humidity 75 %	25 ppm

Commercial data

eCl@ss 10.0	27-24-26-07
eCl@ss 9.0	27-24-26-07
ETIM 8.0	EC000236
ETIM 7.0	EC000236
PU (SPU)	1 pcs
Packaging type	Box
Country of origin	DE
GTIN	4055143759762
Customs tariff number	85371091990

 Continued on next page

Environmental Product Compliance

CAS-No.	1303-86-2 1317-36-8 693-98-1 7439-92-1 79-94-7
REACH Candidate List Substance	2,2',6,6'-tetrabromo-4,4'-isopropylidenediphenol 2-methylimidazole Diboron trioxide Lead Lead monoxide Perfluorobutane sulfonic acid (PFBS) and its salts
RoHS Compliance Status	Compliant,With Exemption
RoHS Exemption	6(c) 7(a) 7(c)-I 7(c)-II
SCIP notification number (Austria)	d9aadd2f-b15f-4e94-8da8-2ed7a3021578
SCIP notification number (Belgium)	859989bc-2637-419c-8e32-a01ccb47ee12
SCIP notification number (Bulgaria)	33204001-767b-4079-a168-8802c4fa0269
SCIP notification number (Czech Republic)	3c9292d6-2615-4261-8465-f143b7638688
SCIP notification number (Denmark)	8317f84e-c65f-4805-8b79-c08a39de4f76
SCIP notification number (Finland)	d4b2388e-b609-4fcb-bfac-145688fbe1f1
SCIP notification number (France)	b8cf4f71-58fc-43c3-a366-bb3feafb3787
SCIP notification number (Germany)	e83469b5-3ba2-4366-b66d-6f902f06abb1
SCIP notification number (Hungary)	9fdebca9-ae2d-4ae6-af11-47ab714b3ca2
SCIP notification number (Italy)	76fca1bc-308c-4ede-b4ba-180817226836
SCIP notification number (Netherlands)	51dc0dd6-cb66-422f-85d6-89363a14eb03
SCIP notification number (Poland)	ca54f228-b993-4f07-a253-40c757faaed2
SCIP notification number (Romania)	e68fc98c-6936-44c6-a49a-30e7b1370e6b
SCIP notification number (Sweden)	dec7e2a4-4ab9-43d1-abb5-789a7157fdd8

Approvals / Certificates

General approvals

Approval	Standard	Certificate Name
EAC Brjansker Zertifizierungs-stelle	TP TC 020/2011	EAC RU C-DE.AM02.B.00087/19
KC National Radio Research Agency	Article 58-2, Clause 3	MSIP-REM-W43-PFC750
UL Underwriters Laboratories Inc. (ORDINARY LOCATI-ONS)	-	E175199

Declarations of conformity and manufacturer's declarations

Approval	Standard	Certificate Name
EU-Declaration of Confor-mity WAGO GmbH & Co. KG	-	-

Approvals for marine applications

Approval	Standard	Certificate Name
ABS American Bureau of Ship-ping	-	22-2219060

Approvals for marine applications

BSH Bundesamt fuer See-schifffahrt und Hydrogra-phie	-	1104
BV Bureau Veritas S.A.	Rules for class. of Steel Ships	66711/A0
DNV DNV GL SE	DNV-CG-0339,Aug.2021	TAA0000194
KR Korean Register of Ship-ping	-	KR HMB05880-AC001

 Continued on next page

Approvals for marine applications

LR Lloyds Register EMEA	-	LR22180952TA
RINA RINA Germany GmbH	-	ELE343521XG001

Approvals for hazardous areas

Approval	Standard	Certificate Name
ATEX TUEV Nord Cert GmbH	EN 60079-0	TUEV14ATEX148929X (II 3 G Ex ec IIC T4 Gc)
CCCEx CQST/CNEx	CNCA-C23-01	2020312310000213 (Ex ec IIC T4 Gc)
EAC Brjansker Zertifizierungs-stelle	TP TC 012/2011	EAC RU C-DE.AM02. B.00163/19 (2Ex e IIC T4 Gc X)
IECEx TUEV Nord Cert GmbH	IEC 60079-0	IECEx TUN 14.0035 X (Ex ec IIC T4 Gc)
INMETRO TÜV Rheinland do Brasil Ltda.	IEC 60079-0	TÜV 12.1297 X
UKEx WAGO GmbH & Co. KG	EN 60079-0	UKCA_WA GO22UKEX003X_ec
UL Underwriters Laboratories Inc. (HAZARDOUS LOCA-TIONS)	UL 121201	E198726 Sec.1

Downloads

Environmental Product Compliance

Compliance Search

Environmental Product Compliance 750-8214	

Documentation

Manual

Cyber Security for Con-troller PFC100 / PFC200	V 1.2.0	pdf 8128.80 KB	
Product Manual PFC200 G2 2ETH RS CAN	1.13.0 / FW 26 27.11.2023	pdf 5144.77 KB	
System Manual WAGO I/O System 750/753	V 3.3.3 29.08.2023	pdf 8512.61 KB	
System Manual Series 750/753			
Product Manual OPC UA Mapping Editor	V 1.1.0 11.03.2022	pdf 3314.23 KB	
OPC_UA Mapping Edi-tor			
Product Manual WAGO MODBUS Master Confi-gurator	V 1.1.0	pdf 1761.59 KB	
Migration Guide	V 1.3.0 03.07.2023	pdf 4938.74 KB	
Migrationsleitfaden von e!COCKPIT-Projekten zu CODESYS V3.5			

System Description

Overview on WAGO-I/O-SYSTEM 750 appro-vals	pdf 770.48 KB	
Controller PFC100/200, General Product Infor-mation	pdf 578.66 KB	

 Continued on next page

Tutorial			
Establish connection to a controller using SSH	1.0 05.08.2017	mp4 28368.02 KB	
Set IP address with Ethernet Settings	3.0 18.12.2017	mp4 86272.82 KB	

Additional Information			
WAGO OPC UA Server	V 1.1.0 28.01.2021	pdf 1132.87 KB	

Bid Text			
750-8214	19.02.2019	xml 9.63 KB	
750-8214	23.01.2019	docx 21.75 KB	

Instruction Leaflet			
CCC Ex (Additional information)	26.04.2023	pdf 159.76 KB	

Application Notes

Application Note CoDeSys 2.3			
Application note for installing a MySQL-Server on a PFC-Controller	1.0.4 16.05.2019	zip 4392.22 KB	
Application note Cloud Connectivity	2019-09-17 17.09.2019	zip 3973.74 KB	
HART Tool Routing via ETHERNET with 750-820x/750-88x and CODESYS 2.3 (a116120)	1.0.0 22.03.2019	pdf 3798.36 KB	
HART Tool Routing via PROFIBUS with 750-833 and 750-333 (a116140)	1.0.0 22.03.2019	pdf 5214.96 KB	
Using the web visualization with Java™ runtime environment (JRE, JVM) 7 update 51 (7u51) (a500690)	1.2.4 26.02.2019	zip 4896.43 KB	
Application Note PowerMeasurement_03 Library	19.01.2011 19.03.2012	zip 932.08 KB	
Application Note: DMX_02	26.04.2017 26.04.2017	zip 733.43 KB	
HVAC System Macros	10.03.2017 15.03.2019	zip 13252.92 KB	
Application Note: MpBus_03 Library	2020-08-14 14.08.2020	zip 513.66 KB	
Connection of a Thermokon Thanos SR L MODBUS room control unit to the WAGO-I/O-SYSTEM	02.05.2013 13.05.2013	zip 305.89 KB	
Anbindung der HKW-Elektronik Wetterprognose-Station WS-K xx T ModBus	1.1 07.07.2017	zip 762.78 KB	
Application Note Scheduler_03.lib	20.05.2011 20.05.2011	zip 1717.92 KB	
Application Note Connecting with an iPod Touch	30.03.2011 28.10.2011	zip 428.79 KB	
GRUNDFOS GENIbus interface, application note	20.03.2017 20.03.2017	zip 279.86 KB	
Connection of Thermokon Multi-function room control units WRF 08	10.04.2019 10.04.2019	zip 855.84 KB	

Application Note CoDeSys 2.3			
Connection of DMX devices to the WAGO-I/O-SYSTEM via the ArtNet-DMX STAGE-PROFI 1.1	11.01.2013 11.01.2013	zip 1450.63 KB	
Connection of Thermokon Multi-function room control units WRF 06	10.04.2019 08.04.2016	zip 826.10 KB	
Application Note for the 750-494 3-Phase Power Measurement Module	24.01.2014 11.11.2014	zip 1629.99 KB	
Application Note: EnOcean_06 Library	30.11.2016 30.11.2016	zip 822.25 KB	
Application Note for the 750-495 3-Phase Power Measurement Module	24.01.2014 24.01.2014	zip 1806.18 KB	
Application Note Library WagoDatalogger_02	2020-05-20 20.05.2020	zip 1256.74 KB	
Application Note Weather Station Elsner P03 Modbus	01.12.2011 28.10.2011	zip 269.09 KB	
Application note: DALI 753-647 Configuration Interface	1.0.2 29.04.2019	zip 3032.71 KB	
HLK-Anlagenmakros für TRIC	2015-07-10 10.07.2015	zip 74963.43 KB	
Application Note Library ModuleAccess_01	05.01.2016 29.01.2016	zip 1001.22 KB	
Anwendungshinweis für die Steuerung eines Igus robolink	12.11.2015 12.11.2015	zip 1281.38 KB	

 Continued on next page

Application Note e!COCKPIT			
eCOCKPIT application note installation MyS-QL-Server	1.0.3 09.09.2019	pdf 1868.46 KB	
e!COCKPIT application note WagoAppCloud	2022-11-04 04.11.2022	zip 2678.52 KB	
HART Tool Routing via ETHERNET with 750-820x and e!RUNTI-ME (a116130)	1.0.0 22.03.2019	pdf 2867.01 KB	
SNMP Communication (a500850)	1.1.0 20.02.2020	zip 3743.05 KB	

CAD/CAE-Data

CAD data
2D/3D Models 750-8214

CAE data
EPLAN Data Portal 750-8214
ZUKEN Portal 750-8214

Engineering-Software

Configuration and Commissioning Software			
WAGO-IO-PRO Demo-Version (759-912) / Se-rie 750, 758 und 762	V 2.3.9.68 17.02.2022	zip 122524.17 KB	
(759-316) WAGO Ether-net Settings / Serie 750	06.18.01.01 02.09.2021	zip 26678.54 KB	
WAGOupload	1.16.1.0 02.02.2022	zip 12111.45 KB	

Runtime Software

Firmware			
Image Update (SD Kar-te) PFC100/200 für Co-desys V2.3 u. E!cockpit	V 22 SP1 12.12.2022	zip 205815.20 KB	
PFC200, Firmware Up-date für CoDeSys V3.5	V 23 24.02.2023	zip 167985.38 KB	
WUP Update (WAGOu-ploadTool) PFC100/200 Codesys V2.3 u. E! cockpit	V 22 SP1 12.12.2022	zip 203580.70 KB	

 Continued on next page

Libraries

Device Description File			
750-914; EDS file for CANopen / 750, 752 and 767 Series	XT 12.03.2021	zip 1728.38 KB	

Library			
WagoConfigToolLIB	1.0.0 08.10.2013	pdf 340.92 KB	
WagoLibLed	1.0.0	pdf 504.39 KB	
WagoLibNetSnmpManager	1.1.0	pdf 1090.83 KB	
WagoLibDiagnosticIDs	1.0.0	pdf 291.17 KB	
WagoLibCpuUsage	1.0.0	pdf 259.51 KB	
Library WagoLibCloud_02.lib	2.2.4 21.01.2020	zip 56.21 KB	
WAGO_Datalogger_02.lib	2.7 20.05.2020	zip 662.90 KB	

1 Compatible Products

1.1 Optional Accessories

1.1.1 Cables and connectors

1.1.1.1 Connector plug

Item No.: 750-979/000-011
Connector ETHERNET; RJ-45; Cat. 6A; angled; Code T568A; AWG 22; Strain relief

Item No.: 750-979/000-021
Connector ETHERNET; RJ-45; Cat. 6A; angled; Code T568A; AWG 24; Strain relief

Item No.: 750-979/000-012
Connector ETHERNET; RJ-45; Cat. 6A; angled; Code T568B; AWG 22; Strain relief

Item No.: 750-979/000-022
Connector ETHERNET; RJ-45; Cat. 6A; angled; Code T568B; AWG 24; Strain relief

Item No.: 750-977/000-011
Connector ETHERNET; RJ-45; Cat. 6A; straight; Code T568A; AWG 22

Item No.: 750-978/000-011
Connector ETHERNET; RJ-45; Cat. 6A; straight; Code T568A; AWG 22; Strain relief

Item No.: 750-977/000-021
Connector ETHERNET; RJ-45; Cat. 6A; straight; Code T568A; AWG 24

Item No.: 750-978/000-021
Connector ETHERNET; RJ-45; Cat. 6A; straight; Code T568A; AWG 24; Strain relief

Item No.: 750-977/000-012
Connector ETHERNET; RJ-45; Cat. 6A; straight; Code T568B; AWG 22

Item No.: 750-978/000-012
Connector ETHERNET; RJ-45; Cat. 6A; straight; Code T568B; AWG 22; Strain relief

Item No.: 750-977/000-022
Connector ETHERNET; RJ-45; Cat. 6A; straight; Code T568B; AWG 24

Item No.: 750-978/000-022
Connector ETHERNET; RJ-45; Cat. 6A; straight; Code T568B; AWG 24; Strain relief

Item No.: 750-975
ETHERNET RJ-45 connector, IP20; ETHERNET 10/100 Mbit/s; for field assembly

Item No.: 750-963
Fieldbus Connector CANopen; with D-sub female connector; 9-pole

 Continued on next page

1.1.2 Communication

1.1.2.1 Communication cable

Item No.: 750-923
Configuration cable; USB connector; Length: 2.5 m

Item No.: 750-923/000-001
Configuration cable; USB connector; Length: 5 m

1.1.3 DIN-rail

1.1.3.1 Mounting accessories

Item No.: 210-196
Aluminum carrier rail; 35 x 8.2 mm; 1.6 mm thick; 2 m long; unslotted; similar to EN 60715; silver-colored

Item No.: 210-198
Copper carrier rail; 35 x 15 mm; 2.3 mm thick; 2 m long; unslotted; according to EN 60715; copper-colored

Item No.: 210-508
Steel carrier rail; 35 x 15 mm; 1.5 mm thick; 2 m long; slotted; galvanized; similar to EN 60715; silver-colored

Item No.: 210-197
Steel carrier rail; 35 x 15 mm; 1.5 mm thick; 2 m long; slotted; similar to EN 60715; silver-colored

Item No.: 210-506
Steel carrier rail; 35 x 15 mm; 1.5 mm thick; 2 m long; unslotted; galvanized; similar to EN 60715; silver-colored

Item No.: 210-114
Steel carrier rail; 35 x 15 mm; 1.5 mm thick; 2 m long; unslotted; similar to EN 60715; silver-colored

Item No.: 210-118
Steel carrier rail; 35 x 15 mm; 2.3 mm thick; 2 m long; unslotted; according to EN 60715; silver-colored

Item No.: 210-115
Steel carrier rail; 35 x 7.5 mm; 1 mm thick; 2 m long; slotted; according to EN 60715; "Hole width 18 mm; silver-colored

Item No.: 210-112
Steel carrier rail; 35 x 7.5 mm; 1 mm thick; 2 m long; slotted; according to EN 60715; "Hole width 25 mm; silver-colored

Item No.: 210-504
Steel carrier rail; 35 x 7.5 mm; 1 mm thick; 2 m long; slotted; galvanized; according to EN 60715; silver-colored

Item No.: 210-113
Steel carrier rail; 35 x 7.5 mm; 1 mm thick; 2 m long; unslotted; according to EN 60715; silver-colored

Item No.: 210-505
Steel carrier rail; 35 x 7.5 mm; 1 mm thick; 2 m long; unslotted; galvanized; according to EN 60715; silver-colored

1.1.4 Marking

1.1.4.1 Group marker carrier

Item No.: 750-107
Group marker carrier

1.1.4.2 Marker

Item No.: 2009-145/000-006
Mini-WSB Inline; for Smart Printer; 1700 pieces on roll; stretchable 5 - 5.2 mm; plain; snap-on type; blue

Item No.: 2009-145/000-007
Mini-WSB Inline; for Smart Printer; 1700 pieces on roll; stretchable 5 - 5.2 mm; plain; snap-on type; gray

Item No.: 2009-145/000-023
Mini-WSB Inline; for Smart Printer; 1700 pieces on roll; stretchable 5 - 5.2 mm; plain; snap-on type; green

Item No.: 2009-145/000-012
Mini-WSB Inline; for Smart Printer; 1700 pieces on roll; stretchable 5 - 5.2 mm; plain; snap-on type; orange

Item No.: 2009-145/000-005
Mini-WSB Inline; for Smart Printer; 1700 pieces on roll; stretchable 5 - 5.2 mm; plain; snap-on type; red

Item No.: 2009-145/000-024
Mini-WSB Inline; for Smart Printer; 1700 pieces on roll; stretchable 5 - 5.2 mm; plain; snap-on type; violet

Item No.: 2009-145
Mini-WSB Inline; for Smart Printer; 1700 pieces on roll; stretchable 5 - 5.2 mm; plain; snap-on type; white

Item No.: 2009-145/000-002
Mini-WSB Inline; for Smart Printer; 1700 pieces on roll; stretchable 5 - 5.2 mm; plain; snap-on type; yellow

Item No.: 248-501/000-006
Mini-WSB marking card; as card; not stretchable; plain; snap-on type; blue

Item No.: 248-501/000-007
Mini-WSB marking card; as card; not stretchable; plain; snap-on type; gray

Item No.: 248-501/000-023
Mini-WSB marking card; as card; not stretchable; plain; snap-on type; green

Item No.: 248-501/000-017
Mini-WSB marking card; as card; not stretchable; plain; snap-on type; light green

 Continued on next page

1.1.4.2 Marker

Item No.: 248-501/000-012
Mini-WSB marking card; as card; not stretchable; plain; snap-on type; orange

Item No.: 248-501/000-005
Mini-WSB marking card; as card; not stretchable; plain; snap-on type; red

Item No.: 248-501/000-024
Mini-WSB marking card; as card; not stretchable; plain; snap-on type; violet

Item No.: 248-501
Mini-WSB marking card; as card; not stretchable; plain; snap-on type; white

Item No.: 248-501/000-002
Mini-WSB marking card; as card; not stretchable; plain; snap-on type; yellow

1.1.4.3 Marker carrier

Item No.: 750-103
Group marker carrier

1.1.5 Memory card

1.1.5.1 Memory card

Item No.: 758-879/000-2108
Memory Card SD; pSLC-NAND; 8 GB; Temperature range: -40 to 90°C

Item No.: 758-879/000-001
Memory Card SD; SLC-NAND; 2 GByte; Temperature from -40 to 90 °C

1.1.6 Shield termination

1.1.6.1 Shield clamping saddles

Item No.: 790-108
Shield clamping saddle; 11 mm wide; diameter of compatible conductor; 3 ... 8 mm

Item No.: 790-208
Shield clamping saddle; 12.4 mm wide; 3 ... 8 mm

Item No.: 790-116
Shield clamping saddle; 19 mm wide; diameter of compatible conductor; 7 ... 16 mm

Item No.: 790-216
Shield clamping saddle; 21.8 mm wide; 6 ... 16 mm

Item No.: 790-124
Shield clamping saddle; 27 mm wide; diameter of compatible conductor; 6 ... 24 mm

Item No.: 790-220
Shield clamping saddle; 30 mm wide; 6 ... 20 mm

Item No.: 790-140
Shield clamping saddle; diameter of compatible conductor

1.1.7 Software

1.1.7.1 Basic version

Item No.: 2759-101/1110-4000
e!COCKPIT; Buy-out License

Item No.: 2759-101/1110-2005
e!COCKPIT; Multi-User License; 05 pcs

Item No.: 2759-101/1110-2010
e!COCKPIT; Multi-User License; 10 pcs

Item No.: 2759-101/1110-2015
e!COCKPIT; Multi-User License; 15 pcs

Item No.: 2759-101/1110-2020
e!COCKPIT; Multi-User License; 20 pcs

Item No.: 2759-101/1110-3000
e!COCKPIT; Site License

Item No.: 2759-101/1110-2002
e!COCKPIT; Workstation License

Item No.: 759-333
WAGO-I/O-PRO

Item No.: 759-333/000-923
WAGO-I/O-PRO; USB-Set

 Continued on next page

1.1.7.2 Software Application

Item No.: 2759-120/1121-1000
e!COCKPIT MTP; Single License; Online activation

Item No.: 2759-245/211-1000
Library Controller Redundancy Master; Single License; Online activation

Item No.: 2759-208/211-1000
Library MTP; Single License; Online activation

1.1.8 System enclosure

1.1.8.1 System enclosure

Item No.: 850-825
IP65 enclosure; Aluminium (RAL 7032); WxHxD (160x100x160 mm); 9 x M12, 4 x M20

Item No.: 850-826
IP65 enclosure; Aluminium (RAL 7032); WxHxD (240x100x160 mm); 4 x M20, 4 x M16, 14 x M12 cable grip

Item No.: 850-827
IP65 enclosure; Aluminium (RAL 7032); WxHxD (320x100x160 mm); 4 x M20, 8 x M16, 17 x M12 cable grip

Item No.: 850-828
IP65 enclosure; Aluminium (RAL 7032); WxHxD (480x100x160 mm); 4 x M20, 10 x M16, 35 x M12 cable grip

Item No.: 850-826/002-000
IP65 enclosure; Aluminium (RAL 7035); WxHxD (240x100x160 mm); 4 x M20, 4 x M16, 14 x M12 cable grip

Item No.: 850-827/002-000
IP65 enclosure; Aluminium (RAL 7035); WxHxD (320x100x160 mm); 4 x M20, 8 x M16, 17 x M12 cable grip

Item No.: 850-828/002-000
IP65 enclosure; Aluminium (RAL 7035); WxHxD (480x100x160 mm); 4 x M20, 10 x M16, 35 x M12 cable grip

Item No.: 850-834
IP65 enclosure; Polyester (RAL 7032); WxHxD (164x100x164 mm); 9 x M12, 4 x M20

Item No.: 850-835
IP65 enclosure; Polyester (RAL 7032); WxHxD (244x100x164 mm); 4 x M20, 4 x M16, 14 x M12 cable grip

Item No.: 850-836
IP65 enclosure; Polyester (RAL 7032); WxHxD (324x100x164 mm); 4 x M20, 8 x M16, 17 x M12 cable grip

Item No.: 850-814/002-000
IP65 enclosure; Sheet steel (RAL 7035); WxHxD (200x120x200 mm); without flange plate

Item No.: 850-815/002-000
IP65 enclosure; Sheet steel (RAL 7035); WxHxD (300x120x200 mm); without flange plate

Item No.: 850-816/002-000
IP65 enclosure; Sheet steel (RAL 7035); WxHxD (400x120x200 mm); without flange plate

Item No.: 850-817/002-000
IP65 enclosure; Sheet steel (RAL 7035); WxHxD (600x120x200 mm); without flange plate