



***GV-TW03 MusicBuds***  
*True Wireless Earphones*



***Easy Start Up Guide***

*True Wireless  
Earphones with  
Portable  
Charging Case*

***MusicBuds***  **Bluetooth®**



### **30 Day Right To Return**

*We do not envisage any problems occurring with your Groov-e GV-TW03 True Wireless Earphones. However, for your peace of mind, should any fault occur, please return it within 30 days to your retailer with your proof of purchase for an exchange or refund.*



### **12 Month Guarantee**

*This product is guaranteed for twelve months. Please retain your receipt as this will be required as proof of purchase. In the event that the device does not perform as expected then please contact your original point of purchase, should you require further assistance then please contact us.*



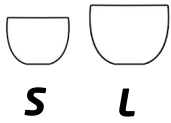
### **Contact Us**

*Reach out to us at **info@groov-e.co.uk** or visit **www.groov-e.co.uk***

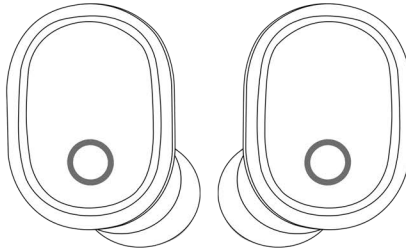
## PRODUCT OVERVIEW

### Packaging Contents:

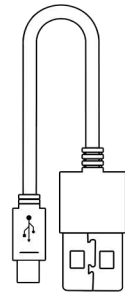
1. GV-TW03 Earphones **\*1 pair**
2. Micro USB Charging Cable **\*1 piece**
3. Spare silicone caps **\*2 pairs**
4. Charging Case **\*1 piece**
5. User manual **\*1 piece**



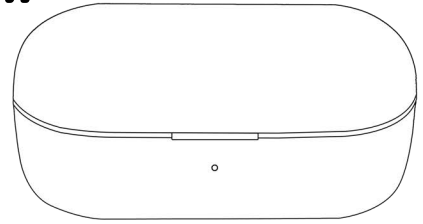
Ear Caps X2



Bluetooth  
Earphones X1



Micro USB  
Charging Cable X1



Charging Case X1

## BRIEF INTRODUCTION

Multifunction Power  
Button (MFB)

LED Indicator

Microphone

Ear Cap

Charging Port

Contact  
Charging  
Port

**(FRONT)**

Micro USB  
Charging Port **(BACK)**

**"Congratulations** on your purchase and **Thank You** for choosing the groov-e GV-TW03 MusicBuds True Wireless Stereo Earphones. Please read the guide carefully before using".

### **Caution**

1. When not in use for a long period of time please turn off the Earphones and store carefully to avoid any damage.
2. In order to prolong the battery life, please charge every 6 months
3. Please charge the Earphones first if they have been left unused for a long time.
4. The batteries in the Earphones and Charging case are original and please do not attempt to change them yourself.
5. Please keep the Earphones and Charge Case in a dry place.
6. Please keep away from high heat sources to avoid battery blast accidents.
7. Do not play at high volumes for long periods at a time. to avoid potential hearing damage.
8. Do not use the Earphones in a dangerous place or whilst driving.

### **How to wear**

Please select the best fit Ear caps for use, there are two sizes to select from. Adjust to a comfortable fit.

### **Charging**

There is a built-in rechargeable battery inside both Earphones and the charging case, which must not be disassembled. Ensure you have removed the blue charging port protectors from both earphones before the initial charge.

### **Basic operations when using both/stereo Earphones**

**Power on :** Press and hold MFB for 3 seconds (any earphone)

**Power off:** Press and hold MFB for 5 seconds (any earphone)

**Reject Call:**

Press and hold MFB for 1.5 seconds (any earphone)

**Play/ Pause / Answer / Hang Up:**

Short Press MFB (any earphone )

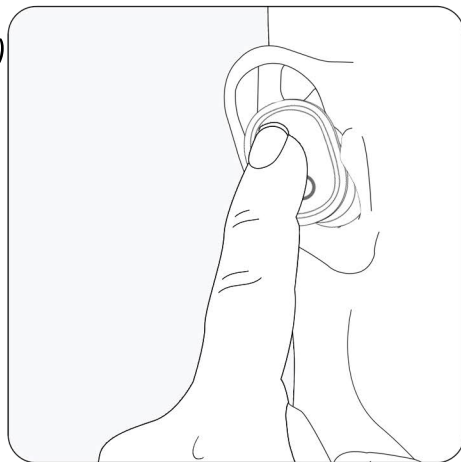
**Voice Control (Siri, Google):** Press and hold MFB for 1.5 seconds (any earphone)

**Next track:** Double press MFB (right earphone)

**Previous track:** Double press MFB (left earphone)

**Increase volume:** Triple press MFB (right earphone)

**Decrease volume:** Triple press MFB (left earphone)



### **Basic operations when using single/mono Earphone**

**Power on:** Press and hold MFB for 1.5 seconds (any earphone)

**Power off:** Press and hold MFB for 5 seconds (any earphone)

**Reject call:** Press and hold MFB for 1.5 seconds (any earphone)

**Play / Pause / Answer / Hang up:** Short press MFB (any earphone)

**Voice Control ( Siri, google ):** Press and hold MFB for 1.5 seconds (any earphone)

**Next track:** Double press MFB (any earphone)

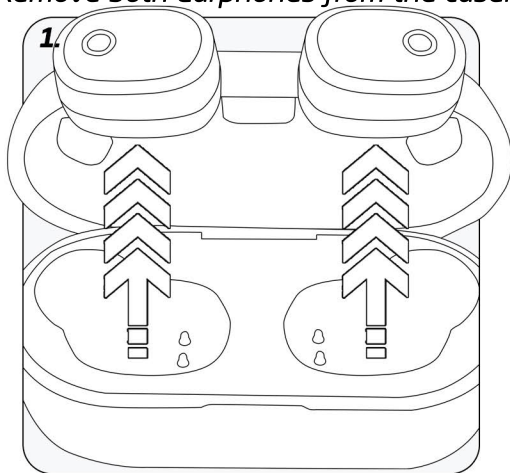
**Previous track:** Will be controlled from your Mobile Device

**Volume Up/Down:** Will be controlled from your Mobile Device

**Please Note:** During music playback, Phone calls or disconnection due to the Earphones being too far from your Bluetooth device/phone the blue LED light on one Earphone will flash slowly, the red and blue LED lights on the other Earphone will flash alternately. In Stereo mode if you switch off one Earphone it will also power off the second.


## HOW TO PAIR

*Remove both Earphones from the case.*

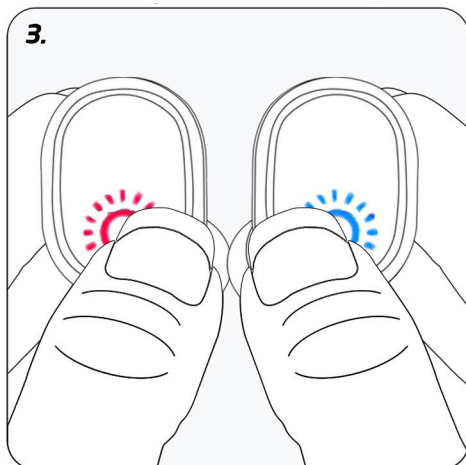


*The red and blue LED lights will flash alternately*

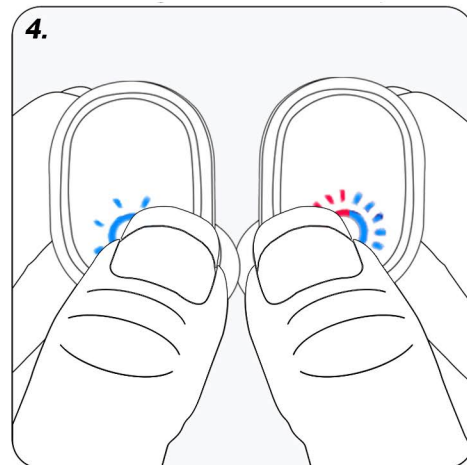
*They will switch on automatically*




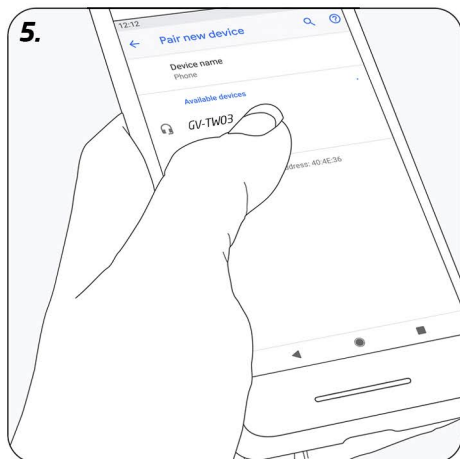
*and then the blue LED light on one Earphone will flash slowly. The red and blue LED lights on the other will flash alternately.*



*Turn on the Bluetooth of your device and search for GV-TW03, then click to select and connect.*



*Providing your device/phone is switched on and within pairing distance your earphones will autoconnect to your device the next time you switch them on.*

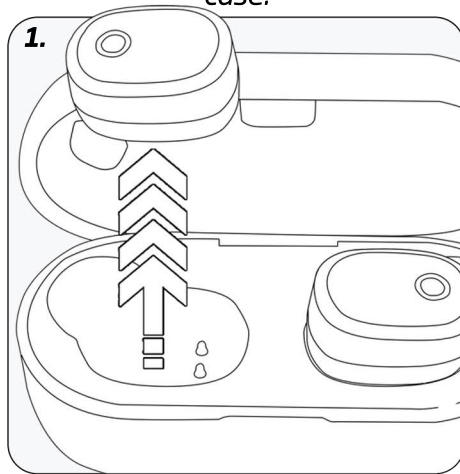


***\*Please be sure to fully charge the GV-TW03, when you are using them for the first time.***

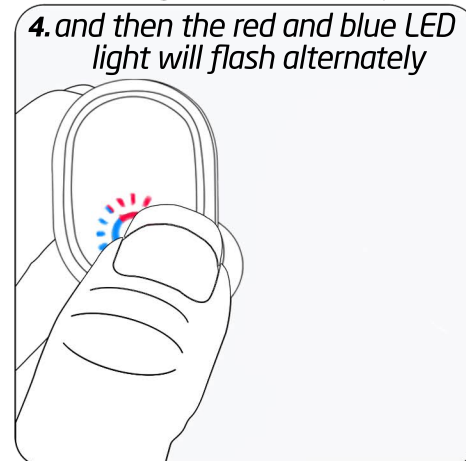
## HOW TO PAIR A SINGLE EARPHONE

Remove one Earphone from the case.


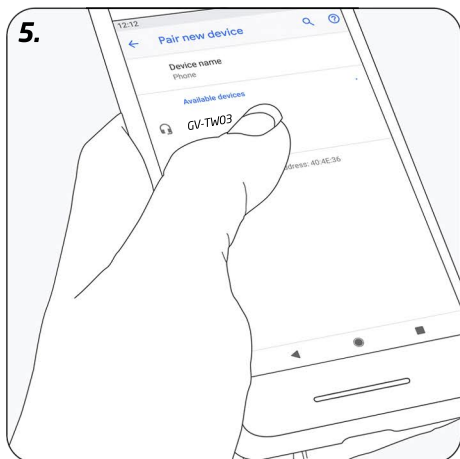
They will switch on automatically



Turn on the Bluetooth of your device and search for **"GV-TW03"**, then click to select and connect.



Providing your device/phone is switched on and within pairing distance your earphone will autoconnect to your device the next time you switch it on.

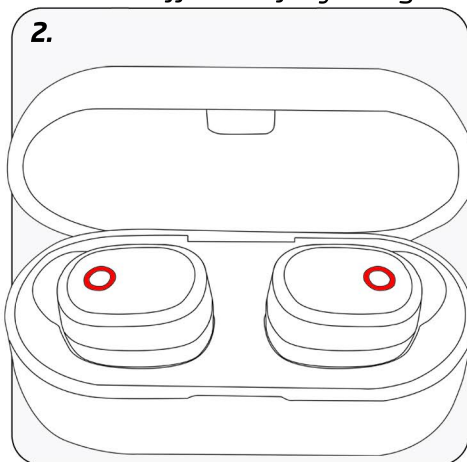
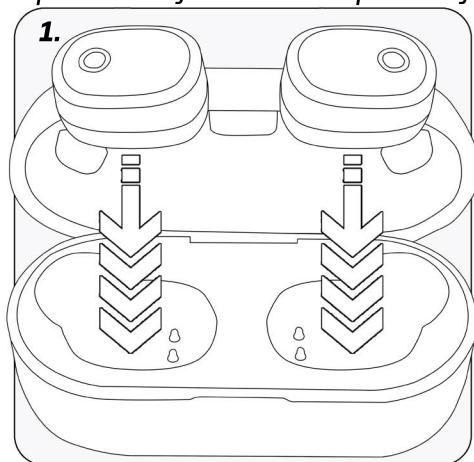


**\*Please be sure to fully charge the GV-TW03, when you are using them for the first time.**

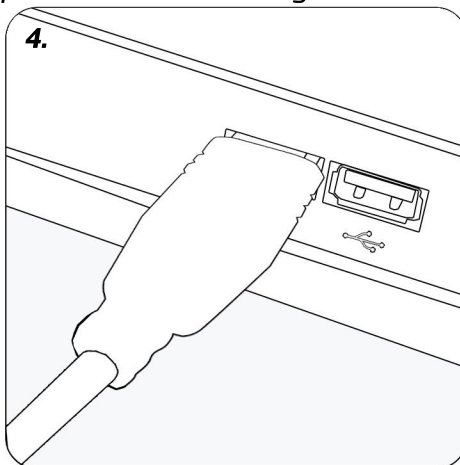
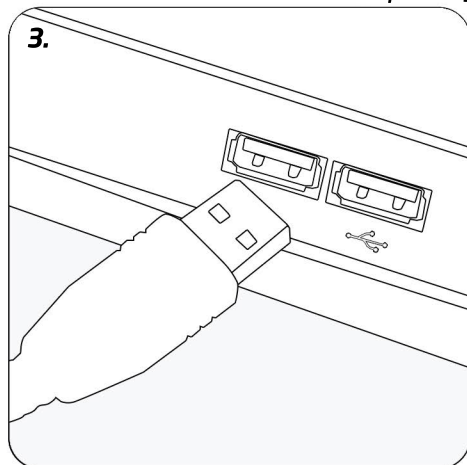
## CHARGING THE EARPHONES

Place the earphones in their charging slots, ensuring you have removed the blue charging port protectors from both earphones first.

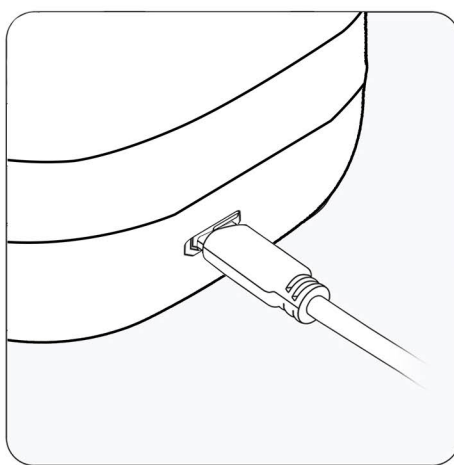
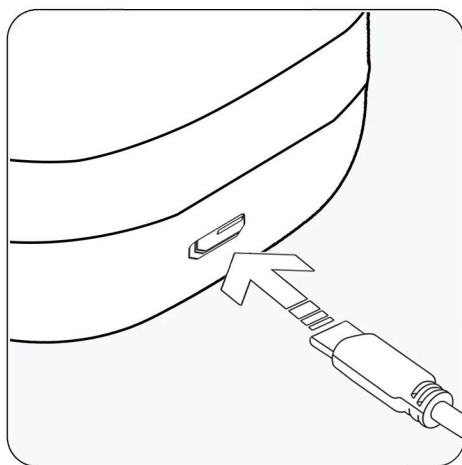
The red indicator lights will turn on and then off when fully charged.



**CHARGING THE CASE** Connect the USB end of the charging cable to the USB port of a computer or standard charger.



Then connect the other end to the charging case. When the case is in the charging state, the red indicator light flashes quickly, and turns solid red when the case is fully charged.





## FEATURES:

- Bluetooth connectivity
- True Wireless Stereo (TWS)
- Voice Assistant Enabled
- Up to 4 hours music playback - and up to an additional 7 hours using the charging case
- Music play/pause
- Volume & track control
- Clear sound with powerful bass
- Comfortable fit
- Rechargeable battery
- Auto power on/off, Auto pairing
- Built-in mic for hands-free calls
- Answer/Reject incoming calls
- Micro-USB charging cable (included)
- Portable intelligent charging case (included)
- Extra ear caps (included)

## SPECIFICATIONS (Earphones):

Bluetooth version 5.0

Bluetooth profiles: A2DP, AVRCP, HFP, HSP

Wireless range: 10M (open area)

Battery: 40mAh x 2

Music playing time up to 4 hours (1 charge)

Standby time: 60 hours

Speaker frequency: 20-20KHz

Speaker sensitivity: 86dB +/-3dB

LED indicator

## SPECIFICATIONS (Charging Case):

Case recharge capacity: 250mAh

Charging time for case: 1.5 hours

LED battery charging indicator



Bluetooth  
Connectivity



Wireless  
Audio Playback



Voice  
Assistant



Comfortable  
Fit



Charging Case  
Included

## Battery Removal/Disposal

This product contains batteries and should not be treated as normal household waste and should be recycled. Please take it to your nearest collection facility or for further details contact your local council or visit [www.recycle-more.co.uk](http://www.recycle-more.co.uk).

Batteries contain substances that may be harmful to the environment and human health. Keep out of the reach of children and seek immediate medical help if swallowed.

Never throw batteries into a fire or attempt to open the outer casing.

Should your product develop a fault and your battery needs replacing for further advice on how to safely remove your battery please visit our website at [www.groov-e.co.uk](http://www.groov-e.co.uk)

## Environment Protection

Waste electrical products should not be disposed of with household waste. Please recycle where facilities exist.

Check with you Local Authority or retailer for recycling advice.





# **Guarantee**

**Subject to the conditions stated below, Groov-e guarantees this equipment against defects in workmanship or materials of its mechanical and electronic component parts (excluding styling, battery cells, magnetic tapes, re-chargeable batteries, user removeable memory devices, with the exception where the battery is inbuilt into the product) for a period of one year from the date of purchase. This product will be repaired or if necessary replaced free of charge if it has been proven to be defective within the one year warranty period.**

- 1)** Claims under this guarantee should be made through the authorised dealer/retailer from whom the equipment was purchased. If this is not possible, please contact Groov-e directly.
- 2)** This guarantee is only valid when the equipment is purchased and retained within the United Kingdom and a valid proof of purchase has been provided.
- 3) This Guarantee Excludes:**
  - (i)** All damage caused through accident, misuse, wear and tear, neglect, installation and/or use in a manner inconsistent with technical and safety standards.
  - (ii)** Alterations or adjustments made to equipment
  - (iii)** Loss of data resultant from malfunction of hard drive or other storage device
  - (iv)** Damage caused to any third party device as a result of using the product.
- 4)** No liability under this guarantee shall be incurred:
  - (i)** In respect of damage or loss occurring during transit to or from the purchaser
  - (ii)** Where the serial number plate of the equipment has been removed or altered in any way.
- 5)** Groov-e shall not be liable for consequential damage, loss or injury arising from or in connection with the equipment, excepting only that nothing in this condition shall or shall be construed so as to exclude or restrict liability for negligence.
- 6)** The cost of carriage to and from Groov-e shall be borne by the purchaser.
- 7)** This guarantee is personal to the original purchaser and is not transferable.
- 8)** If the equipment, in respect of which a claim hereunder is made, is found on examination to comply with the published specifications, a test fee may be incurred.

**This guarantee is in addition to and does not in any way affect any statutory or other right of consumer purchasers, including those rights in relation to sections 13 to 15 of the Sale of Goods Act 1979, the Sale and Supply of Goods to Consumer Regulations 2002, The Consumer Rights Act 2015 or the Sale of Goods and Supply of Services Act 1980 (for ROI).**

## **DECLARATION OF CONFORMANCE**

*Groov-e hereby declares that this product is in compliance with the essential requirements and other relevant provisions of the Radio Equipment Directive 2014/53/EU. The complete declaration of conformity can be requested from us at:*

**groov»e**

**Unit J  
Braintree Industrial Estate  
Braintree Road  
Ruislip  
Middlesex  
HA4 0EJ UK**

***[www.groov-e.co.uk](http://www.groov-e.co.uk)***

***[Email: info@groov-e.co.uk](mailto:info@groov-e.co.uk)***

***[Telephone: 020 8839 0978](tel:02088390978)***

*Register your purchase for extended warranty*  
***[www.groov-e.co.uk/warranty](http://www.groov-e.co.uk/warranty)***