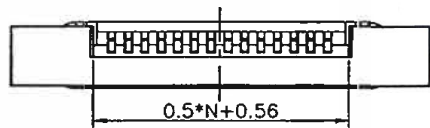
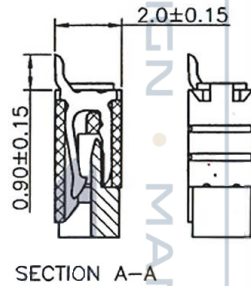
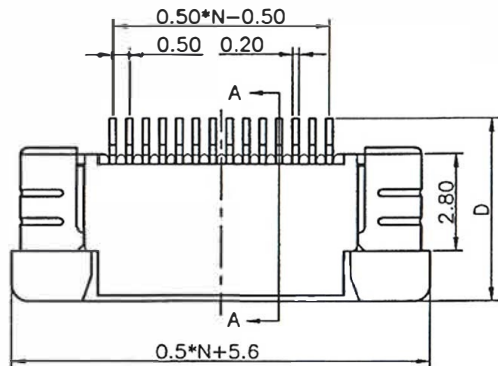
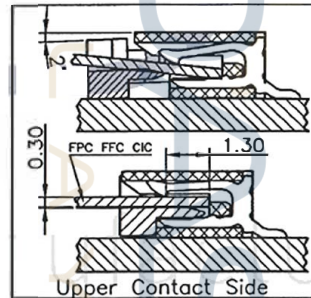
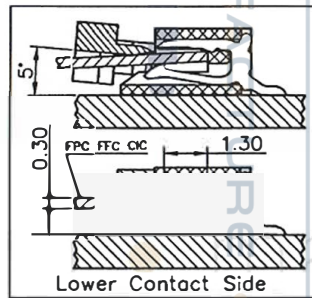


REV.	DESCRIPTION	DRAWN	CHECKED	APPROVED
A	NEW RELEASE	YCH 09/04/08'	~	LJC 09/04/08'
B	ADD PACKING TYPE	JLZ 04/02/15'	HZW 04/02/15'	LJC 04/02/15'
C	DRAWING UPDATE	JLZ 04/18/16'	HZW 04/18/16'	LJC 04/18/16'

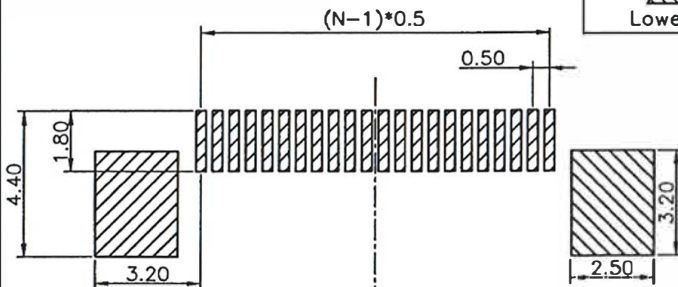
N=4~34 D=5.2
N=35~60 D=5.75



N=No. OF CONTACTS



Please note some position/orientation may be subject to MOQ



RECOMMEND PCB LAYOUT(TOLERANCE=±0.05)

GENERAL TOLERANCE		ANGLE TOLERANCE	
X.	±0.60	X.	±5°
.X	±0.38	.X	±3°
.XX	±0.25	.XX	±2°

PROJECTION	TITLE	0.50mm FPC CONNECTOR R/A SMT TYPE	
UNITS	mm	SHEET SIZE	A4
SHEET SIZE	A4	SERIES	MDC28-0.5-BC

DRAWING TYPE	CUSTOMER		
SCALE	1:1	SHEET	1 OF 1
DRAWING NO.	C-	XXXXX-C	

ROHS COMPLIANT

MIDAS DISPLAYS