

# ZXMP3A13F

---

## 30V P-CHANNEL ENHANCEMENT MODE MOSFET

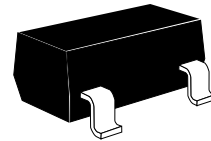
---

### SUMMARY

$V_{(BR)DSS} = -30V$ ;  $R_{DS(ON)} = 0.21\Omega$   $I_D = -1.6A$

### DESCRIPTION

This new generation of TRENCH MOSFETs from Zetex utilizes a unique structure that combines the benefits of low on-resistance with fast switching speed. This makes them ideal for high efficiency, low voltage, power management applications.



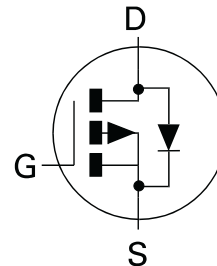
SOT23

### FEATURES

- Low on-resistance
- Fast switching speed
- Low threshold
- Low gate drive
- SOT23 package

### APPLICATIONS

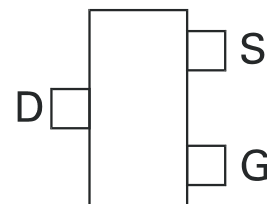
- DC - DC Converters
- Power Management Functions
- Disconnect switches
- Motor control



### ORDERING INFORMATION

DEVICE	REEL SIZE	TAPE WIDTH	QUANTITY PER REEL
ZXMP3A13FTA	7"	8mm	3000 units
ZXMP3A13FTC	13"	8mm	10000 units

### PINOUT



Top View

### DEVICE MARKING

- 313

# ZXMP3A13F

## ABSOLUTE MAXIMUM RATINGS.

PARAMETER	SYMBOL	LIMIT	UNIT
Drain-Source Voltage	$V_{DSS}$	-30	V
Gate Source Voltage	$V_{GS}$	$\pm 20$	V
Continuous Drain Current $V_{GS}=10V$ ; $T_A=25^\circ C$ (b) $V_{GS}=10V$ ; $T_A=70^\circ C$ (b) $V_{GS}=10V$ ; $T_A=25^\circ C$ (a)	$I_D$	-1.6 -1.3 -1.4	A
Pulsed Drain Current (c)	$I_{DM}$	-6	A
Continuous Source Current (Body Diode) (b)	$I_S$	-1.2	A
Pulsed Source Current (Body Diode) (c)	$I_{SM}$	-6	A
Power Dissipation at $T_A=25^\circ C$ (a) Linear Derating Factor	$P_D$	625 5	mW mW/ $^\circ C$
Power Dissipation at $T_A=25^\circ C$ (b) Linear Derating Factor	$P_D$	806 6.4	mW mW/ $^\circ C$
Operating and Storage Temperature Range	$T_j; T_{stg}$	-55 to +150	$^\circ C$

## THERMAL RESISTANCE

PARAMETER	SYMBOL	VALUE	UNIT
Junction to Ambient (a)	$R_{\theta JA}$	200	$^\circ C/W$
Junction to Ambient (b)	$R_{\theta JA}$	155	$^\circ C/W$

### NOTES

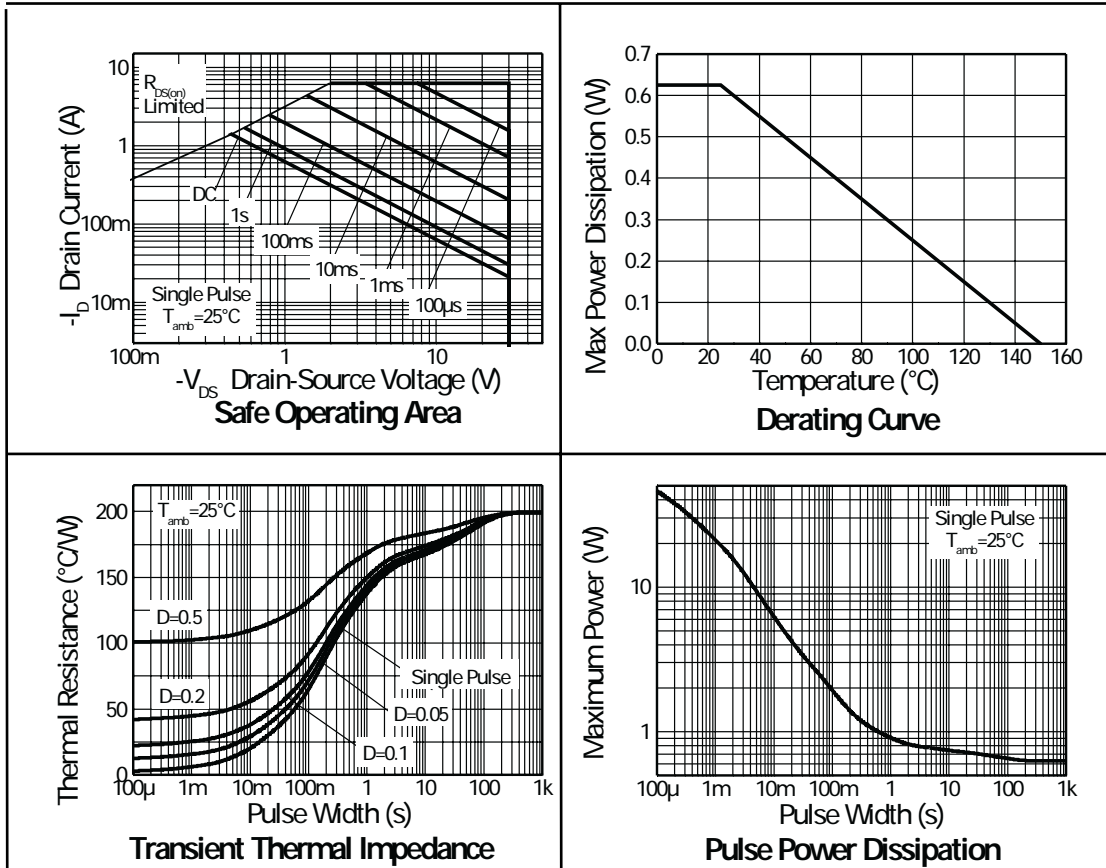
(a) For a device surface mounted on 25mm x 25mm FR4 PCB with high coverage of single sided 1oz copper, in still air conditions

(b) For a device surface mounted on FR4 PCB measured at  $t \leq 5$  secs.

(c) Repetitive rating 25mm x 25mm FR4 PCB,  $D = 0.05$ , pulse width 10 $\mu s$  - pulse width limited by maximum junction temperature. Refer to Transient Thermal Impedance graph.

# ZXMP3A13F

## CHARACTERISTICS



# ZXMP3A13F

ELECTRICAL CHARACTERISTICS (at  $T_A = 25^\circ\text{C}$  unless otherwise stated).

PARAMETER	SYMBOL	MIN.	TYP.	MAX.	UNIT	CONDITIONS.
<b>STATIC</b>						
Drain-Source Breakdown Voltage	$V_{(BR)DSS}$	-30			V	$I_D = -250\mu\text{A}$ , $V_{GS} = 0\text{V}$
Zero Gate Voltage Drain Current	$I_{DSS}$			-0.5	$\mu\text{A}$	$V_{DS} = -30\text{V}$ , $V_{GS} = 0\text{V}$
Gate-Body Leakage	$I_{GSS}$			100	nA	$V_{GS} = \pm 20\text{V}$ , $V_{DS} = 0\text{V}$
Gate-Source Threshold Voltage	$V_{GS(th)}$	-1.0			V	$I_D = -250\mu\text{A}$ , $V_{DS} = V_{GS}$
Static Drain-Source On-State Resistance (1)	$R_{DS(on)}$			0.210 0.330	$\Omega$	$V_{GS} = -10\text{V}$ , $I_D = -1.4\text{A}$ $V_{GS} = -4.5\text{V}$ , $I_D = -1.1\text{A}$
Forward Transconductance (1)(3)	$g_{fs}$		2.48		S	$V_{DS} = -15\text{V}$ , $I_D = -1.4\text{A}$
<b>DYNAMIC (3)</b>						
Input Capacitance	$C_{iss}$		204		pF	$V_{DS} = -15\text{V}$ , $V_{GS} = 0\text{V}$ , $f = 1\text{MHz}$
Output Capacitance	$C_{oss}$		39.8		pF	
Reverse Transfer Capacitance	$C_{rss}$		25.8		pF	
<b>SWITCHING(2) (3)</b>						
Turn-On Delay Time	$t_{d(on)}$		1.15		ns	$V_{DD} = -15\text{V}$ , $I_D = -1\text{A}$ $R_G = 6.0\Omega$ , $V_{GS} = -10\text{V}$
Rise Time	$t_r$		2.29		ns	
Turn-Off Delay Time	$t_{d(off)}$		12.1		ns	
Fall Time	$t_f$		7.48		ns	
Gate Charge	$Q_g$		2.58		nC	$V_{DS} = -15\text{V}$ , $V_{GS} = -5\text{V}$ , $I_D = -1.4\text{A}$
Total Gate Charge	$Q_g$		5.15		nC	$V_{DS} = -15\text{V}$ , $V_{GS} = -10\text{V}$ , $I_D = -1.4\text{A}$
Gate-Source Charge	$Q_{gs}$		0.65		nC	
Gate-Drain Charge	$Q_{gd}$		0.92		nC	
<b>SOURCE-DRAIN DIODE</b>						
Diode Forward Voltage (1)	$V_{SD}$		-0.85	-0.95	V	$T_J = 25^\circ\text{C}$ , $I_S = -1.1\text{A}$ , $V_{GS} = 0\text{V}$
Reverse Recovery Time (3)	$t_{rr}$		18.6		ns	$T_J = 25^\circ\text{C}$ , $I_F = -0.95\text{A}$ , $di/dt = 100\text{A}/\mu\text{s}$
Reverse Recovery Charge (3)	$Q_{rr}$		14.8		nC	

## NOTES

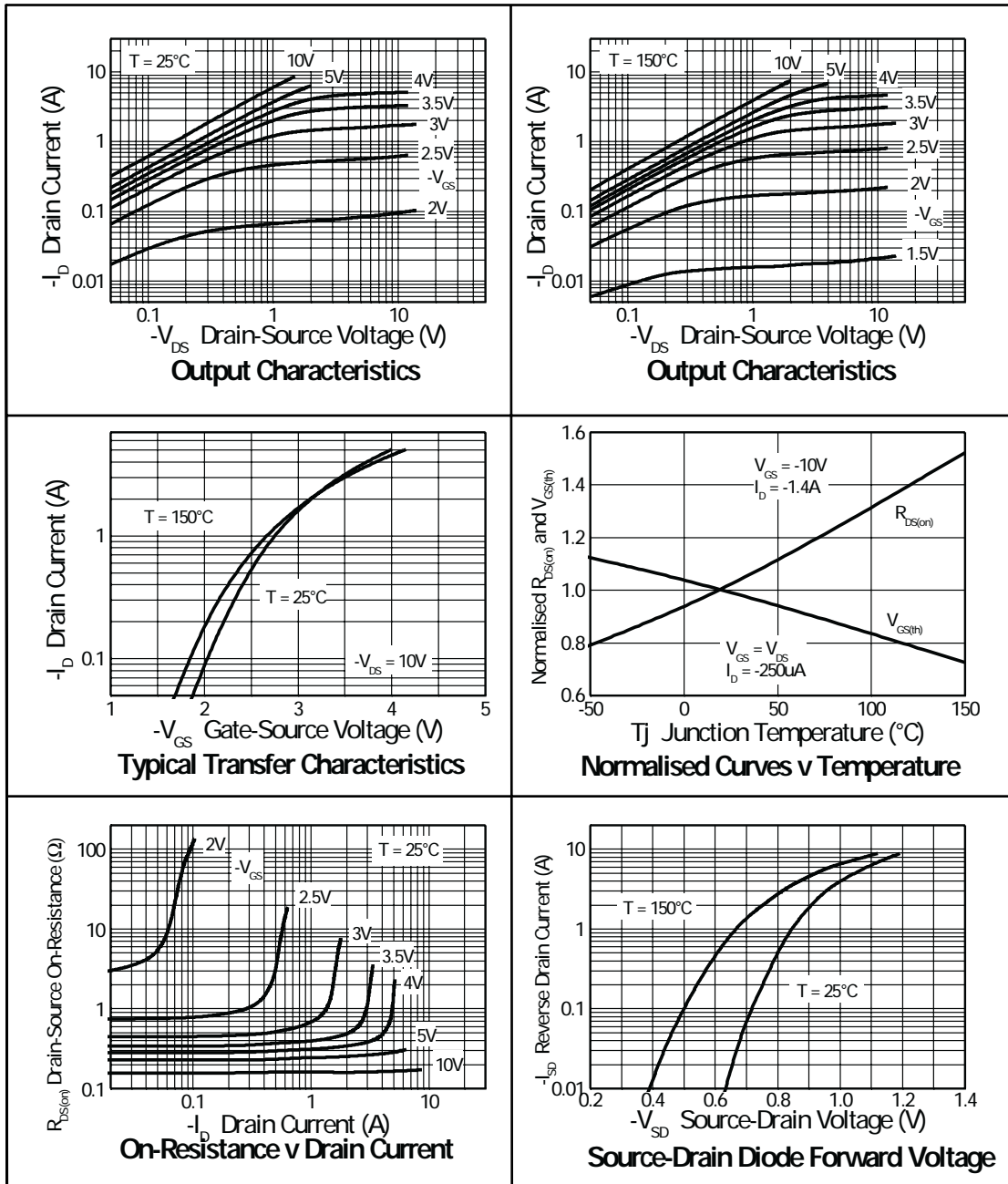
- (1) Measured under pulsed conditions. Width=300 $\mu\text{s}$ . Duty cycle  $\leq 2\%$ .
- (2) Switching characteristics are independent of operating junction temperature.
- (3) For design aid only, not subject to production testing.



PROVISIONAL ISSUE B - JULY 2002

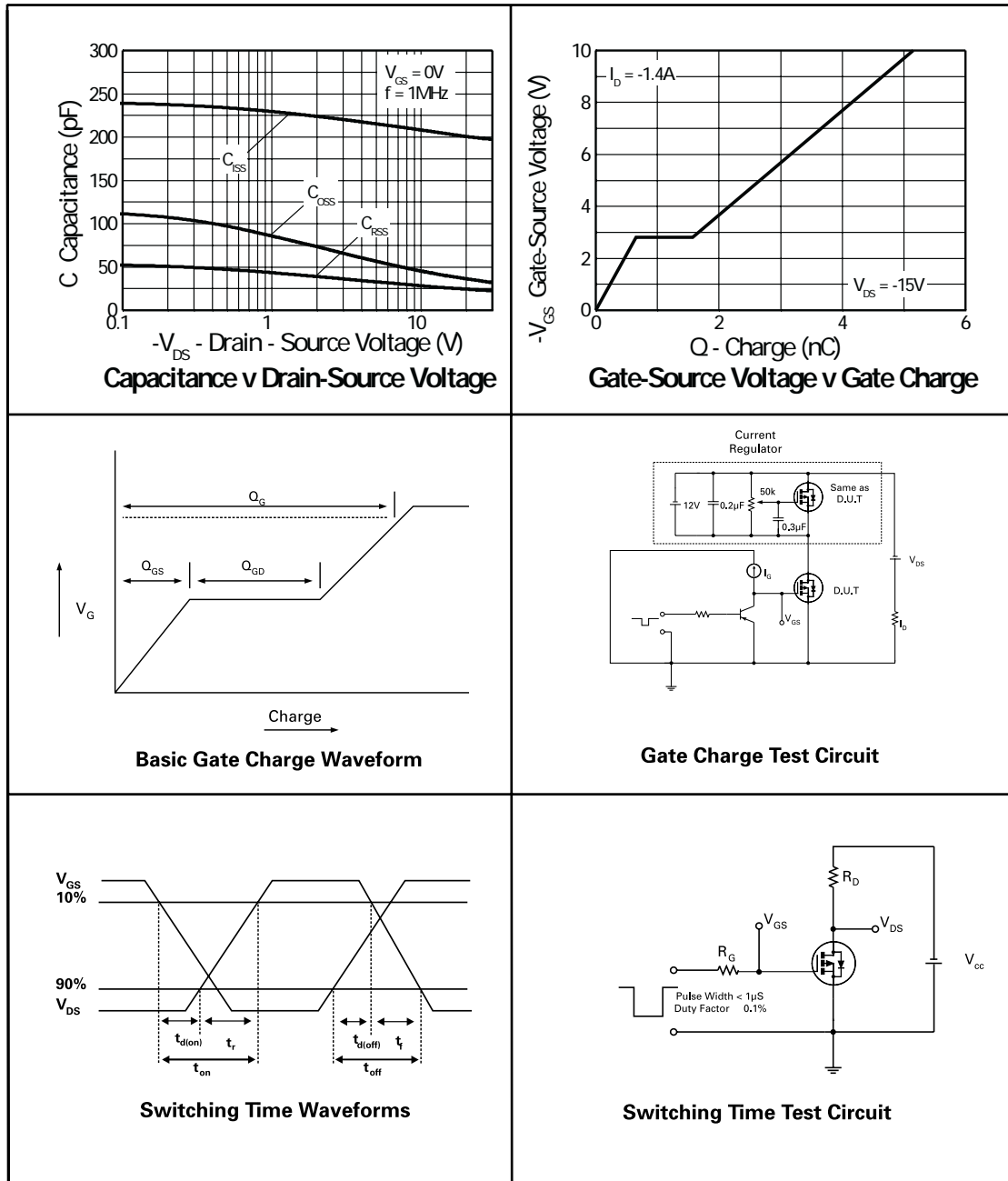
# ZXMP3A13F

## TYPICAL CHARACTERISTICS



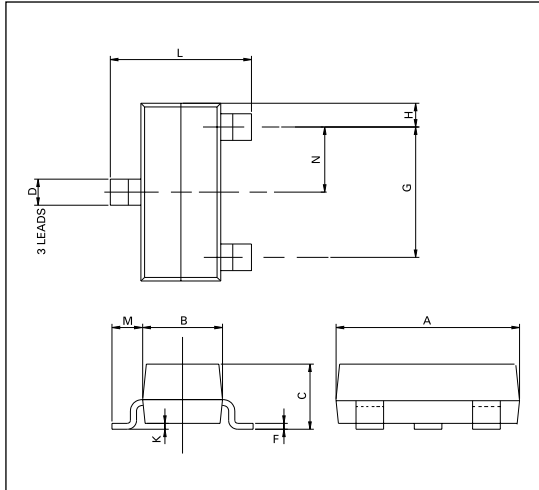
# ZXMP3A13F

## TYPICAL CHARACTERISTICS

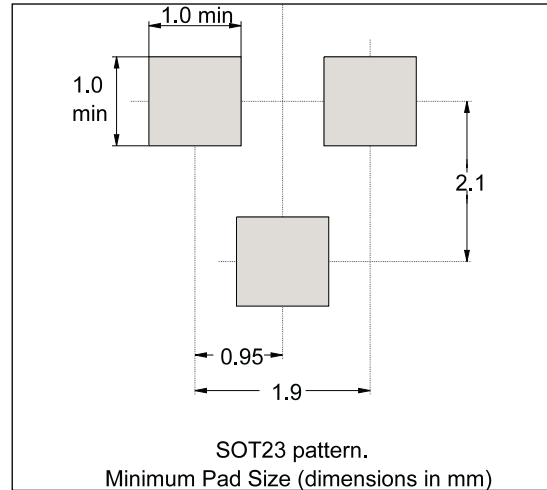


# ZXMP3A13F

## PACKAGE OUTLINE



## PAD LAYOUT



## PACKAGE DIMENSIONS

DIM	MILLIMETRES		INCHES		DIM	MILLIMETRES		INCHES	
	MIN	MAX	MIN	MAX		MIN	MAX	MIN	MAX
A	2.67	3.05	0.105	0.120	H	0.33	0.51	0.013	0.020
B	1.20	1.40	0.047	0.055	K	0.01	0.10	0.0004	0.004
C	—	1.10	—	0.043	L	2.10	2.50	0.083	0.0985
D	0.37	0.53	0.015	0.021	M	0.45	0.64	0.018	0.025
F	0.085	0.15	0.0034	0.0059	N	0.95 NOM		0.0375 NOM	
G	1.90 NOM		0.075 NOM		φ	10° TYP		10° TYP	

© Zetex plc 2002

### Europe

Zetex plc  
Fields New Road  
Chadderton  
Oldham, OL9 8NP  
United Kingdom  
Telephone (44) 161 622 4422  
Fax: (44) 161 622 4420  
uk.sales@zetex.com

Zetex GmbH  
Streitfeldstraße 19  
D-81673 München  
Germany  
Telefon: (49) 89 45 49 49 0  
Fax: (49) 89 45 49 49 49  
europe.sales@zetex.com

### Americas

Zetex Inc  
700 Veterans Memorial Hwy  
Hauppauge, NY11788  
USA  
Telephone: (631) 360 2222  
Fax: (631) 360 8222  
usa.sales@zetex.com

### Asia Pacific

Zetex (Asia) Ltd  
3701-04 Metroplaza, Tower 1  
Hing Fong Road  
Kwai Fong  
Hong Kong  
Telephone: (852) 26100 611  
Fax: (852) 24250 494  
asia.sales@zetex.com

These offices are supported by agents and distributors in major countries world-wide.

This publication is issued to provide outline information only which (unless agreed by the Company in writing) may not be used, applied or reproduced for any purpose or form part of any order or contract or be regarded as a representation relating to the products or services concerned. The Company reserves the right to alter without notice the specification, design, price or conditions of supply of any product or service.

For the latest product information, log on to [www.zetex.com](http://www.zetex.com)

PROVISIONAL ISSUE B - JULY 2002