




Micro Relay A

TE Internal #: 4-1904124-2
General Purpose Power Relay, DC, Monostable, 1 Form A (NO), 30 A Contact Rating, 12 VDC Coil Voltage, 12 VDC Contact Voltage,
Micro Relay A
[View on TE.com >](#)

Relays & Contactors > Electromechanical Relays



Relay & Contactor Type: **General Purpose Power Relay**
Coil Magnetic System: **Monostable**
Contact Arrangement: **1 Form A (NO)**
Contact Current Class: **20 – 30 A**
Current Type: **DC**

Features

Product Type Features

Relay & Contactor Type	General Purpose Power Relay
------------------------	-----------------------------

Configuration Features

Contact Arrangement	1 Form A (NO)
---------------------	---------------

Electrical Characteristics

Contact Limiting Short-Time Current	150 A
Contact Limiting Continuous Current	30 A
Contact Switching Load (Min)	1000mA @ 5VDC
Insulation Initial Dielectric Between Open Contacts	500 Vrms
Contact Limiting Making Current	120 A
Contact Current Rating	30 A
Coil Voltage Rating	12 VDC
Contact Voltage Rating	12 VDC
Coil Resistance	119 Ω
Contact Limiting Breaking Current	30 A
Coil Power Rating DC	1.6 W
Insulation Initial Dielectric Between Contacts & Coil	500 Vrms

Body Features

--	--



Product Weight	16 g[.565 oz]
Enclosure Type	Dust Protected

Contact Features

Contact Material	Silver Alloy
------------------	--------------

Termination Features

Main Termination & Connection Type	Quick Connect Terminals
Coil Termination & Connection Type	Quick Connect Terminals

Mechanical Attachment

Product Mount Type	Socket
--------------------	--------

Dimensions

Product Width	15.5 mm[.61 in]
Product Length	23 mm[.906 in]
Product Height	25.4 mm[1 in]

Usage Conditions

Environmental Category of Protection	RTI
Environmental Ambient Temperature (Max)	125 °C[257 °F]

Operation/Application

Coil Magnetic System	Monostable
Current Type	DC

Other

Environmental Ambient Temperature Class	105 – 125 °C
Coil Power Rating Class	1.5 W
Contact Current Class	20 – 30 A
Height Class (Mechanical)	25 – 30 mm
Length Class (Mechanical)	20 – 25 mm
Width Class (Mechanical)	12 – 16 mm

Product Compliance

For compliance documentation, visit the product page on [TE.com](#)>

EU RoHS Directive 2011/65/EU	Compliant
EU ELV Directive 2000/53/EC	Compliant
China RoHS 2 Directive MIIT Order No 32, 2016	No Restricted Materials Above Threshold



EU REACH Regulation (EC) No. 1907/2006	Current ECHA Candidate List: JUNE 2024 (241) Candidate List Declared Against: JAN 2024 (240) Does not contain REACH SVHC
Halogen Content	Low Halogen - Br, Cl, F, I < 900 ppm per homogenous material. Also BFR/CFR/PVC Free
Solder Process Capability	Not applicable for solder process capability

Product Compliance Disclaimer

This information is provided based on reasonable inquiry of our suppliers and represents our current actual knowledge based on the information they provided. This information is subject to change. The part numbers that TE has identified as EU RoHS compliant have a maximum concentration of 0.1% by weight in homogenous materials for lead, hexavalent chromium, mercury, PBB, PBDE, DBP, BBP, DEHP, DIBP, and 0.01% for cadmium, or qualify for an exemption to these limits as defined in the Annexes of Directive 2011/65/EU (RoHS2). Finished electrical and electronic equipment products will be CE marked as required by Directive 2011/65/EU. Components may not be CE marked. Additionally, the part numbers that TE has identified as EU ELV compliant have a maximum concentration of 0.1% by weight in homogenous materials for lead, hexavalent chromium, and mercury, and 0.01% for cadmium, or qualify for an exemption to these limits as defined in the Annexes of Directive 2000/53/EC (ELV). Regarding the REACH Regulation, the information TE provides on SVHC in articles for this part number is based on the latest European Chemicals Agency (ECHA) 'Guidance on requirements for substances in articles' posted at this URL: <https://echa.europa.eu/guidance-documents/guidance-on-reach>

Compatible Parts



TE Part # 1-1904045-6
V23333Z0001B046-EV-100


Also in the Series | Micro Relay A




Electromechanical Relays(15)

Customers Also Bought







TE Part #DTM8P-BT-BK
BOOT, 8P, REC, ST, BLK




TE Part #173858-6
070 MLC CAP ASS'Y12P




TE Part #1-2103124-5
HEADER ASSY, Ag SHIELD, KEY E,
HVA280-2P




TE Part #207398-7
MMATE PIN HDR ASSY,10P LF




TE Part #2205096-1
FSN-22.2Z-7




TE Part #4-1393303-8
V23134C1052X280-EV-CBOX



TE Part #3-1393303-8
V23134B1053X296-EV-CBOX



TE Part #7-1904118-4
V23201-T1004-A512



TE Part #1-1393304-2
V23134J1053X282-EV-CBOX

Documents

CAD Files

3D PDF

3D

Customer View Model

ENG_CVM_CVM_4-1904124-2_A.2d_dxf.zip

English

Customer View Model

ENG_CVM_CVM_4-1904124-2_A.3d_igs.zip

English

Customer View Model

ENG_CVM_CVM_4-1904124-2_A.3d_stp.zip

English

By downloading the CAD file I accept and agree to the [Terms and Conditions](#) of use.

Datasheets & Catalog Pages

Automotive Relay Application Notes

English

Micro Relay A, Micro ISO,Plug-in

English



Product Specifications

Definitions General Purpose Relays

English