

multicomp PRO



**Digital Temperature and Humidity Meter
Model No. MP780117**

IMPORTANT SAFETY INFORMATION

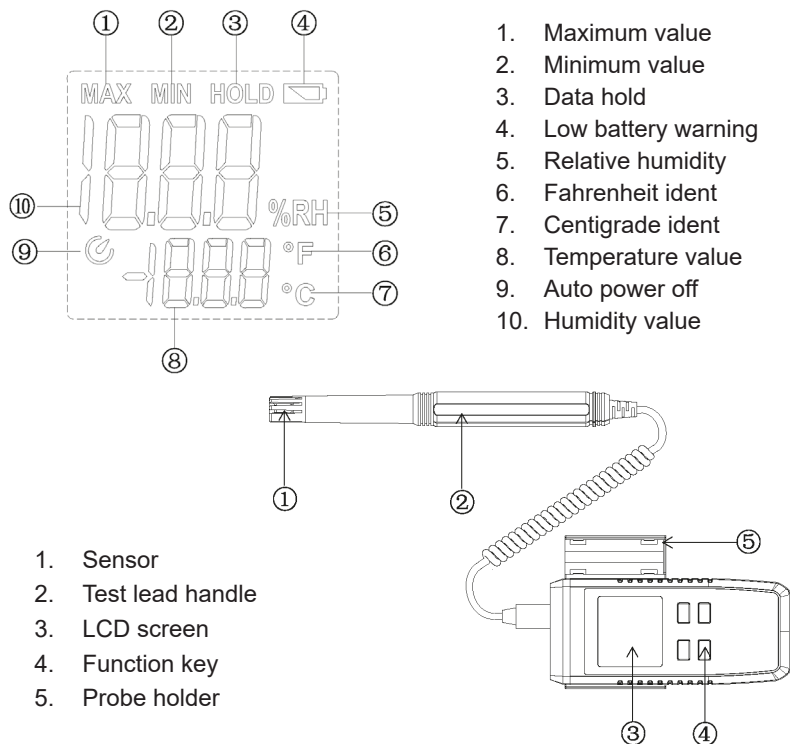
Read all instructions before using the appliance and retain for future reference.

- Please follow all safety operation instructions.
- Children should be supervised to ensure that they do not play with the product.
- Do not use the monitor if the casing is damaged or there is any anomaly that may impair its function.
- Do not use the product for any purpose other than that for which it is designed.
- Do not operate the product around explosive gas, vapour, or dust.
- Do not operate or store in an environment of high humidity or where moisture may enter the product.
- Turn the meter off when not in use to save the battery.
- Remove the battery if the monitor is not to be used for long periods.
- Replace the battery as soon as the low battery warning appears on the display to avoid possible incorrect readings.

WHAT'S INCLUDED


- Temperature and Humidity monitor
- Instruction manual
- Probe and test lead
- Batteries

PRODUCT OVERVIEW



OPERATION

Power button

- Press and hold the power button  to turn the meter on.
- Short press the power button to turn the meter off.
- Press and hold the power button to enable or disable auto power off function.

°C/°F button

- Short press to switch between temperature units °C or °F.

Mode button

- Short press to switch between max, min and normal value recorded.

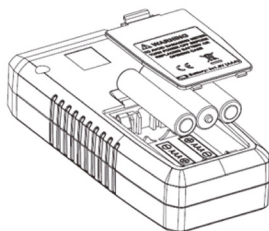
HOLD button

- Short press to enable or disable the data hold function.
- Press and hold to turn on or off the LCD backlight feature.

Function	Description
Unit switch	Selectable temperature unit
Extreme value	Maximum/Minimum value
Data hold	HOLD symbol is displayed
Overload alarm	When the humidity exceeds 100%RH 100%RH is displayed. When the temperature exceeds 60°C OL is displayed. When the temperature is below 20°C -OL is displayed
Backlight	LCD Backlight on/off function
Auto power off	The meter will turn the power off if not operated for approx 5 minutes
Sampling range	Once per second
Drop test	1m
Battery	1.5V 3 x AAA
Environment	Indoor 0°C~40°C (<90%RH)
Storage	Indoor -20°C~60°C (<75%RH)
Altitude	2000m
Pollution grade	2

MAINTENANCE

- Clean the casing using a moist cloth and mild detergent. Do not use any form of solvents.
- There are no user serviceable parts inside.
- When the low battery symbol displays on the LCD, replace the three AAA batteries in the back of the meter to avoid any inaccuracies in readings taken.



SPECIFICATION

Function	Range	Resolution	Accuracy	Note
Humidity	0~100.0%RH	0.1%RH	20~80%RH $\pm 5\%$ RH Other $\pm 8\%$ RH	Ambient Temperature
Temperature	-10~60°C	0.1°C	$\pm 1.0^\circ\text{C}$	
	14~140°F	0.2°F	$\pm 2.0^\circ\text{F}$	



INFORMATION ON WASTE DISPOSAL FOR CONSUMERS OF ELECTRICAL & ELECTRONIC EQUIPMENT.

These symbols indicate that separate collection of Waste Electrical and Electronic Equipment (WEEE) or waste batteries is required. Do not dispose of these items with general household waste. Separate for the treatment, recovery and recycling of the materials used. Waste batteries can be returned to any waste battery recycling point which are provided by most battery retailers. Contact your local authority for details of the battery and WEEE recycling schemes available in your area.



Made in China
150 Armley Road, Leeds, LS12 2QQ (UK)
Riverside One, Sir John Rogerson Quay, Dublin 2 D02 X576 (EU)
Man Rev 2.0