


Emergency stop switch, Series 84, Ø 32 mm,
2 NC, IP65, IP66, IP67, Flat ribbon cable 300
mm

Distribution by
Farnell



84-5540.0040



<https://farnell.eao.com/p/6a9bead6>

Your product:



84-5540.0040

Emergency stop switch, Series 84, Ø 32 mm, 2 NC, IP65, IP66, IP67, Flat ribbon cable 300 mm

PRODUCT RANGE

HMI function: Emergency stop switch

Series: Series 84

FRONT

Front dimension: Ø 32 mm

Front form: Round

MOUNTING

Mounting cut-out: Ø 22.5 mm

Mounting type: Panel mounting

OPERATING-/INDICATION PART

Lens colour: Red

Lens material: Plastic, according to UL 94 V0

Lens illumination: Non illuminated

Lens shape: Mushroom-head

Lens optics: opaque

Lens: round

Switching position ring: Green

ELECTRICAL CHARACTERISTICS

Contacts configuration: 2 NC

Switching rating: 250 V AC @ 1.5 A
Electrical lifetime: 50 000 cycles of operation

MECHANICAL CHARACTERISTIC

Terminal: Flat ribbon cable 300 mm
Contact material: Gold
Switching action: Maintained
Switching system: Slow-make switching element
Release type: Twist to unlock
Tightening torque: Fixing nut 0.8 Nm
Total weight: 0.036 kg

AMBIENT CONDITION

IP front protection: IP65, IP66, IP67
Operating temperature: - 25 °C ... + 70 °C
Vibration resistance: Max. 50 m / s² from 10 Hz ... 500 Hz, 10 cycles, 3-axis (sinusoidal EN IEC 60068-2-6)

CERTIFICATE

Approbations: UL, CE, CCC, EN 60947-5-5, ISO 13850

OTHER

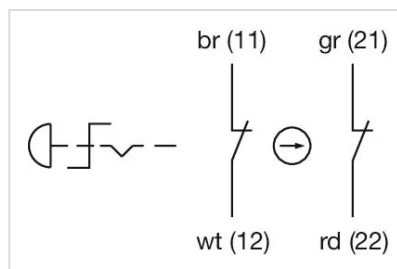
Material: Plastic, according to UL 94 V0

Housing colour: Yellow

Housing material: Plastic, according to UL 94 V0

Assembly instruction video: <https://vimeo.com/eaohmi/assembly-instruction-e-stop-s84>

Wiring diagrams:



Your product consists of the following **1 COMPONENTS:**



84-5540.0040 Emergency stop switch

FRONT

Front dimension: Ø 32 mm

Front form: Round

MOUNTING

Mounting cut-out: Ø 22.3 mm

Mounting type: Panel mounting

OPERATING-/INDICATION PART

Lens colour: Red

Lens material: Plastic, according to UL 94 V0

Lens illumination: Non illuminated

Lens shape: Mushroom-head

Lens optics: opaque

Lens: round

Switching position ring: Green

ELECTRICAL CHARACTERISTICS

Switching voltage and switching current:

Switch rating AC with silver contact (gold plated) Service category AC-15 as per EN IEC 60947-5-1	Voltage	120 VAC	240 VAC
Current		3 A	1,5 A
Switch rating AC with silver contact (gold plated) Service category DC-13 as per EN IEC 60947-5-1	NO contacts (48 VA)	NC contacts (60 VA)	NO
12 VDC/2.0 A	12 VDC/2.5 A		12 VDC/2.5 A
24 VDC/2.0 A	24 VDC/2.5 A		25 VDC/2.5 A
48 VDC/1.0 A	48 VDC/1.25 A		
60 VDC/0.8 A	60 VDC/1.0 A		

Contacts: 2 NC

Rated Operational Voltage Ue: 250 VAC/DC according to EN IEC 60947-1

Rated impulse withstand voltage Uimp: 4 kV, according to EN IEC 60947-1

Rated insulation voltage Ui: 250 V according to EN / IEC 60947-1

Rated short-circuit current caused: 1 000 A, type of short-circuit device 6 A gG (EN 60947-5-1)

Recommended minimum operational data:

Silver contacts (gold plated)		
Voltage	1 VAC/DC	
Current	1 mA	

Switching rating: 250 V AC @ 1.5 A

Electrical lifetime: 50 000 cycles of operation

Electric strength: 500 VAC, 50 Hz, 1 minute according to DIN IEC 60512-2

Overvoltage category: III, according to EN / IEC 61058-1

Pollution degree: 3, according to EN IEC 60947-1

Protection class: II, according to EN / IEC 60947-5

Standards: According to EN 60947-5-1, EN 60947-5-5, DIN EN ISO 13850, EN IEC 60204

Thermal current Ith: 5 A

MECHANICAL CHARATERISTIC

Terminal: Flat ribbon cable 300 mm

Contact material: Gold

Switching action: Maintained

Switching system:	Slow-make switching element
Release type:	Twist to unlock
Mechanical lifetime:	250 000 cycles of operation
Operating force:	20 N ±4 N
Operating Travel:	ca. 4 mm
Tightening torque:	Fixing nut 0.8 Nm
Weight:	0.001 kg

AMBIENT CONDITION

IP front protection:	IP65, IP66, IP67, according to DIN EN 60529
IP Protection:	IP20 rear side
IK Protection:	IK07 as per IEC 62262
Operating temperature:	- 25 °C ... + 70 °C
Storage temperature:	- 25 °C ... + 85 °C
Shock resistance:	Max. 150 m / s ² , pulse width 11 ms, 3-axis, (semi-sinusoidal as per EN IEC 60068-2-27)
Vibration resistance:	Max. 50 m / s ² from 10 Hz ... 500 Hz, 10 cycles, 3-axis (sinusoidal EN IEC 60068-2-6)
Climate resistance:	Damp heat, cyclic: 96 hours, + 25 °C/97 %, + 55 °C/93 % relative humidity, as per EN IEC 60068-2-30 Damp heat, steady: 56 days, + 40 °C/93 % relative humidity, according to EN IEC 60068-2-78 Saline mist: 96 hours, + 35 °C in chemical solution NaCl, as per EN IEC 60068-2-11 Dry heat: 96 hours, + 70 °C, as per EN IEC 60068-2-2 Low temperature: 96 hours, - 40 °C (as per EN IEC 60068-2-1)

CERTIFICATE

Approbations:	CCC, UL
Conformities:	CE, UKCA, 2006 / 42 / EC (MD), 2011 / 65 / EC (RoHS)
REACH:	REACH compliant
RoHS:	RoHS compliant

OTHER

Short Description:	Emergency stop switch, Ø 22.3 mm, Ø 32 mm, Mushroom-head, Non illuminated, Red, Plastic, according to UL 94 V0, opaque, Round, 2 NC, Maintained, Flat ribbon cable 300 mm, IP65, IP66, IP67, according to DIN EN 60529, Twist to unlock
---------------------------	---

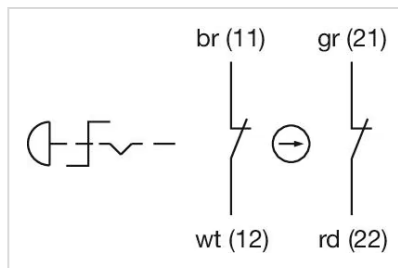
Material: Plastic, according to UL 94 V0

Housing colour: Yellow

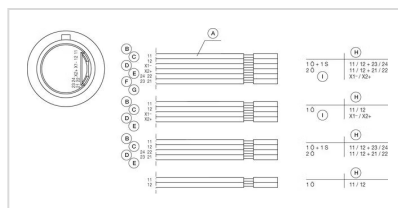
Housing material: Plastic, according to UL 94 V0

Description component: The double-break switching system can be supplied for the following switching functions: 1 Normally closed, 2 Normally closed, 1 Normally closed + 1 Normally open. The Normally closed contacts have forced opening according to EN 60947-5-5

Wiring diagrams:

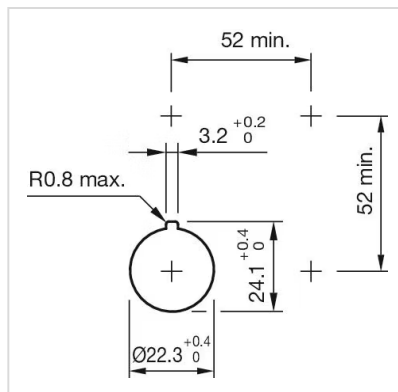


Component layouts:



- A = Cable
- B = white
- C = brown
- D = green
- E = yellow
- F = grey
- G = pink
- H = Terminals
- I = Illumination

Mounting cut-outs:



Dimension drawings:

