

groov»e
GV-BT595 Kidz WIRELESS
Headphones for Kids



USER GUIDE

wireless | **wired**
AUDIO
PLAYBACK

Kidz
WIRELESS

 **Bluetooth®**



30 Day Right To Return

We do not expect any issues with your Groov-e KIDS GV-BT595 Wireless Headphones. However, for your peace of mind, should any fault occur, please return it within 30 days to your retailer with proof of purchase for an exchange or refund.



12 Month Guarantee

This product is guaranteed for twelve months. Please retain your receipt as this will be required as proof of purchase. In case the device does not perform as expected, please contact your original point of purchase. For further assistance, you can reach out to us at **info@groov-e.co.uk**



Extended Warranty

To receive an extended warranty, please register your product within 30 days from the date of purchase at

www.groov-e.co.uk/warranty

Proof of purchase is required.



Contact Us

If you need further assistance, feel free to contact us at **info@groov-e.co.uk** or visit our website at **www.groov-e.co.uk**

"Congratulations on your purchase and **Thank You** for choosing the groov-e **GV-BT595 KIDZ** Wireless Headphones.
Please read the guide carefully before using".

CAUTION

1. Ensure the volume limiter switch is set to 85dB for safe listening levels
2. Avoid bending or twisting the headphones to prevent damage.
3. Keep the headphones away from extreme heat and humidity.
4. Store them in a cool, dry place when not in use.
5. Do not play music at high volumes for extended periods to prevent hearing damage.
6. Supervise young children when using the headphones to ensure safe usage.

OVERVIEW

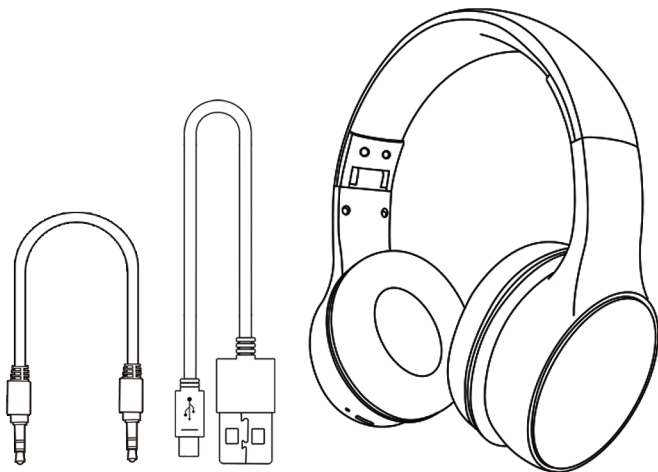
In the box:

1x GV-BT595 Headphones

1x USB-C Charging Cable

1x Removable Audio Cable

1x Manual



OVERVIEW

Power On/Off: Press and hold the power button for 3 seconds.

Play/Pause: Press the multi-function button once.

Volume Up: Press the volume + button.

Volume Down: Press the volume - button.

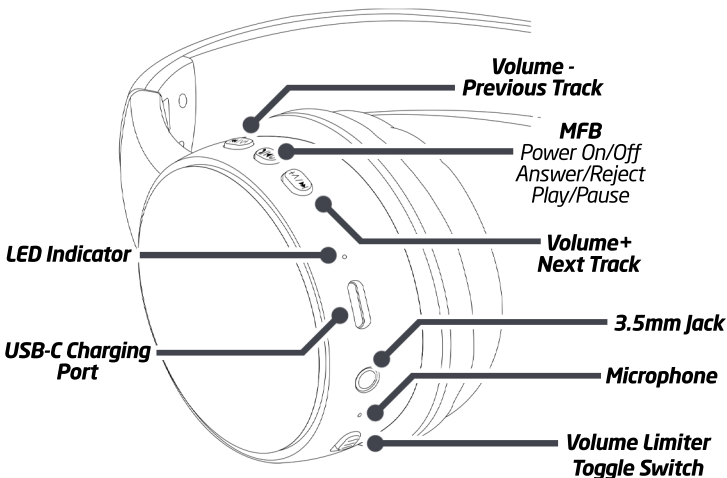
Next Track: Long press the volume + button.

Previous Track: Long press the volume - button.

Answer/End Calls: Press the multi-function button once.

Reject Calls: Long press the MFB to reject calls.

Volume Limiter Toggle Switch: Switch between 85dB (safe listening) and 100dB.



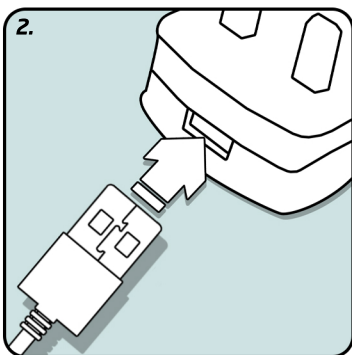
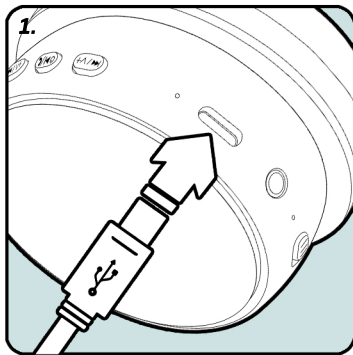
OPERATION

Charging the Headphones

The headphones come with a USB-C cable that can be connected to your computer or other device made for charging.

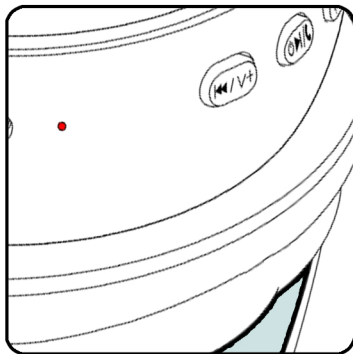
1. Connect the included USB-C cable to the charging port on the headphones

2. Plug the other end into a USB power source.



3. The LED will turn red while charging and will turn off when fully charged (approximately 2 hours).

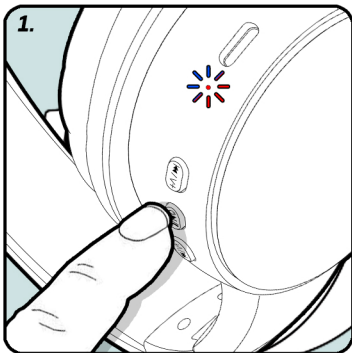
4. Battery life provides up to 22 hours of wireless playback at 85dB volume.



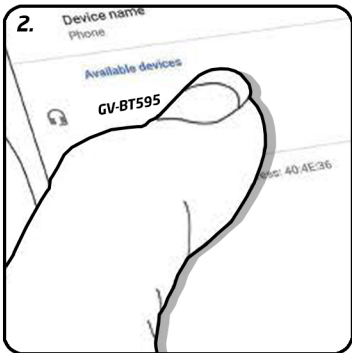
OPERATION

Pairing the Headphones

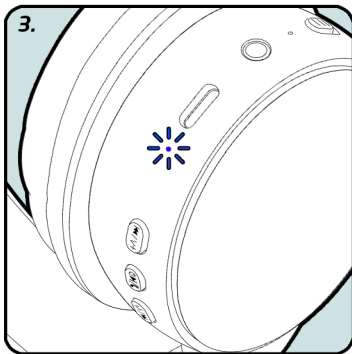
1. Press and hold the power button for 4 seconds until the LED flashes red and blue alternately.



2. Enable Bluetooth on your device and select "GV-BT595" from the available devices.



3. Once connected, the LED flashes blue.



Note: To pair the headphones with a new device if it has previously been paired, ensure that the original paired device is switched off.

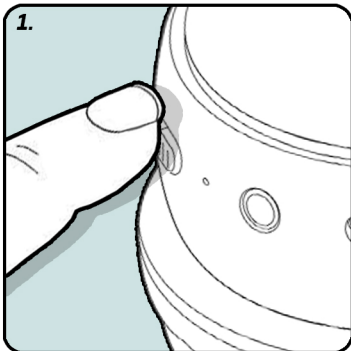
OPERATION

VOLUME LIMITER SWITCH

1. The "GV-BT595" has an volume limiter feature that prevents audio from reaching a volume higher than 85 dB. This limit is intended to protect hearing from damage that can occur from listening to audio that's too loud for extended periods.

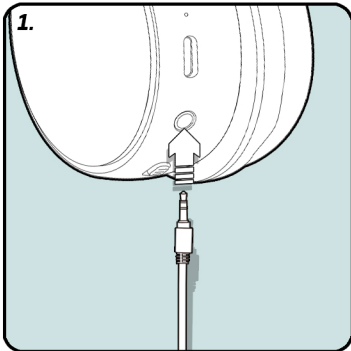
To switch between 85dB (safe listening) and 100dB. Switch the Volume Limiter Toggle Switch to either the "85 dB" or "100 dB" position.

Note: The volume limiter switch is only active when connected via Bluetooth, not when the 3.5mm audio cable is inserted.



PASSIVE MODE

1. You can use the "GV-BT595" as a wired headphone to save batteries. Simply connect one end of the 3.5mm audio cable to the bottom of the Right ear-cup and the other end to your phone or audio device. Inserting the 3.5mm audio cable will disable the wireless functionality, so previous/next track, volume and phone call functions will be controlled on your device.



TROUBLE SHOOTING

DISCONNECT THE HEADPHONES

To disconnect the headphones from your device, switch off the headset, or disconnect it in Bluetooth menu of your device.

RECONNECT THE HEADPHONES

To connect the headphones to the phone or Bluetooth devices that you have last used with it, switch on the headset, or make the connection in the Bluetooth menu of your device.

LOW BATTERY WARNING

At power on condition, there will be a warning prompt "low battery".

POWER OFF AT LOW BATTERY

At power on condition, the headset will switch off automatically when the battery power drops below certain level.

SPECIFICATIONS

Bluetooth Version: 5.3
Wireless Range: 10M (open area)
Battery: 250mAh lithium battery
Music Playing Time: 18-22 hours
Charging Time: 2 hours
Standby Time: 200 hours
Driver Unit: 40mm
Impedance: 16 ohms +/- 15%
Speaker Frequency: 20Hz - 20KHz
Speaker Sensitivity: 85dB +/- 3dB (with volume limiter) / 100dB +/- 3dB
Microphone Sensitivity: -42dB +/- 3dB
LED Indicator for power and pairing status

FEATURES

- 40mm Drivers for superior sound
- Bluetooth or corded options for your convenience
- 18-22 hours wireless music playback (Bluetooth mode)
- 3.5mm headphone jack for corded audio playback
- Volume limiter switch: Choose between 85dB (safe listening) or 100dB
- Folding design for easy storage
- Adjustable headband for a comfortable fit
- Soft, on-ear cushions for long listening comfort
- Rechargeable battery via USB-C cable (included)
- Built-in microphone for hands-free calls
- Removable audio cable (included)



Bluetooth Connectivity



Wireless Audio Playback



Volume Limiter Switch



Comfortable Fit



Soft Ear Pads



Hands-Free Microphone



Removable Audio Cable

BATTERY REMOVAL/DISPOSAL

This product contains batteries and should not be treated as normal household waste and should be recycled. Please take it to your nearest collection facility or for further details contact your local council or visit www.recycle-more.co.uk

Batteries contain substances that may be harmful to the environment and human health. Keep out of the reach of children and seek immediate medical help if swallowed. Never throw batteries into a fire or attempt to open the outer casing.

Should your product develop a fault and your battery needs replacing for further advice on how to safely remove your battery please visit our website at www.groov-e.co.uk

Environment Protection

Waste electrical products should not be disposed of with household waste. Please recycle where facilities exist. Check with your Local Authority or retailer for recycling advice.



GUARANTEE

Subject to the conditions stated below, Groov-e guarantees this equipment against defects in workmanship or materials of its mechanical and electronic component parts (excluding styling, battery cells, magnetic tapes, re-chargeable batteries, user removeable memory devices, with the exception where the battery is inbuilt into the product) for a period of one year from the date of purchase. This product will be repaired or if necessary replaced free of charge if it has been proven to be defective within the one year warranty period.

1) Claims under this guarantee should be made through the authorised dealer/retailer from whom the equipment was purchased. If this is not possible, please contact Groov-e directly.

2) This guarantee is only valid when the equipment is purchased and retained within the United Kingdom and a valid proof of purchase has been provided.

3) This Guarantee Excludes:

(i) All damage caused through accident, misuse, wear and tear, neglect, installation and/or use in a manner inconsistent with technical and safety standards.

(ii) Alterations or adjustments made to equipment

(iii) Loss of data resultant from malfunction of hard drive or other storage device

(iv) Damage caused to any third party device as a result of using the product.

4) No liability under this guarantee shall be incurred:

(i) In respect of damage or loss occurring during transit to or from the purchaser

(ii) Where the serial number plate of the equipment has been removed or altered in any way.

5) Groov-e shall not be liable for consequential damage, loss or injury arising from or in connection with the equipment, excepting only that nothing in this condition shall or shall be construed so as to exclude or restrict liability for negligence.

6) The cost of carriage to and from Groov-e shall be borne by the purchaser.

7) This guarantee is personal to the original purchaser and is not transferable.

8) If the equipment, in respect of which a claim hereunder is made, is found on examination to comply with the published specifications, a test fee may be incurred.

This guarantee is in addition to and does not in any way affect any statutory or other right of consumer purchasers, including those rights in relation to sections 13 to 15 of the Sale of Goods Act 1979, the Sale and Supply of Goods to Consumer Regulations 2002, The Consumer Rights Act 2015 or the Sale of Goods and Supply of Services Act 1980 (for ROI).

DECLARATION OF CONFORMANCE

Groov-e hereby declares that this product is in compliance with the essential requirements and other relevant provisions of the Radio Equipment Directive 2014/53/EU. The complete declaration of conformity can be requested from us at:

groov»e

Unit J

Braintree Industrial Estate

Braintree Road

Ruislip

Middlesex

HA4 0EJ UK

www.groov-e.co.uk

Email: info@groov-e.co.uk

Telephone: 020 8839 0978

Authorised EU Representative

Rashmian EU Ltd

Robwyn House

Suite 3E

Corrintra

Castleblayney

Co. Monaghan

Ireland

*This product is covered by a 12-month warranty. Please retain your proof of purchase for any warranty claims. For extended warranty, register at **www.groov-e.co.uk/warranty**.*