

groov>e

Power Bank 10000



User Manual

10000mAh

Portable Charger **GV-CH10000**



30 Day Right To Return

We do not envisage any problems occurring with your groov-e GV-CH10000 Power Bank. However, for your peace of mind, should any fault occur, please return it within 30 days to your retailer with proof of purchase for an exchange or refund.



12 Month Guarantee

This product is guaranteed for twelve months. Please retain your receipt as this will be required as proof of purchase in the event that the device does not perform as expected then please contact your original point of purchase, should you require further assistance then please contact us.



Extended Warranty

*Please register your product within 30 days from date of purchase **www.groov-e.co.uk/warranty**. Proof of purchase required.*



Contact Us

*Reach out to us at **info@groov-e.co.uk** or visit **www.groov-e.co.uk***

"Congratulations on your purchase and ***Thank You*** for choosing the groov-e GV-CH10000 Power Bank. Please read the user guide carefully before using".

Important safety information

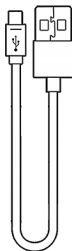
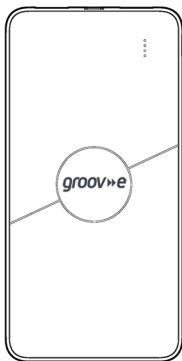
- 1)*** The device is not a toy. Keep it out of the reach of children and pets.
- 2)*** Protect the product from extreme temperatures, direct sunlight, strong jolts, high humidity, moisture, flammable gasses, vapours and solvents.
- 3)*** Please handle the product carefully, jolts, impacts or a fall even from a low height can damage the product.
- 4)*** Never pour any liquids over the electrical devices or put objects filled with liquid right next to the device.
- 5)*** Never leave the product unattended during use.
- 6)*** The device warms up during operation. Ensure that there is sufficient ventilation. The device must not be covered.
- 7)*** The rechargeable battery is permanently built into the product and cannot be replaced.
- 8)*** Charge the battery regularly (at least once every 3 months), even if you are not using the device. Due to the device technology being used, you do not need to discharge the battery first.
- 9)*** When charging, place the product on a surface that is not heat sensitive. It is normal that a certain amount of heat is generated during charging.
- 10)*** Do not put any foreign objects into the input/output ports. This could cause a short circuit and damage to the device.

Note: Improper use can activate the built-in circuit protection causing the power bank to shut down. To reset simply charge the power bank.

OVERVIEW

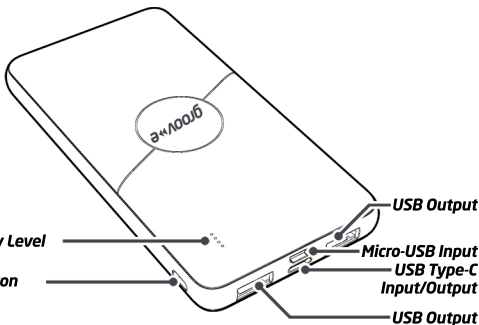
In the box:

- 1 x GV-CH10000***
- 1 x USB Type-C Cable***
- 1 x User manual***



***LED Battery Level
Indicator***


Power Button



OPERATION

Charging the Power Bank


1. Insert the supplied USB Type-C or a suitable Micro-USB (not supplied) charging cable connector into the USB Type-C Port or Micro-USB on the GV-CH10000 Power Bank.
2. Insert the USB Connector on the other end of the charging cable into a suitable power adapter for USB charging (not supplied)
3. The LED indicator blinks while charging. When fully charged the indicator lights will be solid white.
4. Remove the charging cable once fully charged.



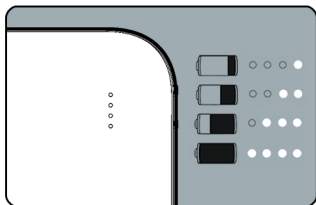
Charging a Device

1. Ensure the output of the device you are charging is 5V.
2. Insert the USB charging cable connector into either of the two USB Output ports or the USB Type-C port on the GV-CH10000.
3. Insert the other end of the USB Charging cable into the charging port on your device.
4. Ensure that the charging cable is securely connected to both the device and the power bank.
5. Press the power button to turn on the GV-CH10000
6. Your device will commence charging. The LED Battery Level Indicator will show the remaining percentage of charge left in the power bank.
7. Remove the charging cable from your device and the power bank once fully charged.

Note: The GV-CH10000 can charge multiple devices using two USB ports and USB Type-C port. You will require additional USB to USB Type-C or USB Type-C to Type-C cables to charge multiple 5V devices.



LED BATTERY LEVEL INDICATOR



One Light = **0-25%**

Two Lights = **25-50%**

Three Lights = **50-75%**

Four Lights = **75%-100%**

TROUBLESHOOTING

Power Bank not working?

- Is the USB cable functioning correctly and connected?
- Is the power bank turned on?
- Is there enough battery left in the power bank?
- Is the device compatible with the power bank (5V)?

Why is the Power Bank charging, then stopping & restarting?

- Because the charging current may be excessive and the over current protection function has been activated. To reset the power bank, simply recharge it.

Why is the Power Bank not charging my device?

- The power bank is only compatible with 5V input devices, check the input on your device.

SPECIFICATIONS

Capacity: 10000mAh

Battery Type: Lithium Polymer

Micro-USB Input: 5V/2A

Type-C Input: 5V/2A

Output: USB-A1 5V/3A

Output: USB-A2 5V/3A

Output: USB-C 5V/3A

Total Output: 5V/3A (15W max)

Recharge Time: 5-5.5 Hours

Device Charging Time*: 1.5-3 Hours

**time based on charging smartphones*

Battery Level Indicators

USB-A to USB-C Charging Cable (included)

WHAT YOU CAN CHARGE

Smartphone: 3-4 times*

Tablet: 1-2 times*

GPS: 3-4 times*

Mobile Phone: 4-6 times*

e-Reader: 2-3 times*

MP3 Player: 4-6 times*

**based on average times*



Pre-Charged
& ready
to use



Three
Charging
Ports



Fast
Charge

BATTERY DISPOSAL

This product contains batteries and should not be treated as normal household waste and should be recycled. Please take it to your nearest collection facility or for further details contact your local council or visit www.recycle-more.co.uk

Batteries contain substances that may be harmful to the environment and human health. Keep out of the reach of children and seek immediate medical help if swallowed.

Never throw batteries into a fire or attempt to open the outer casing.

Should your product develop a fault please visit our website at www.groov-e.co.uk

Environment Protection

Waste electrical products should not be disposed of with household waste.

Please recycle where facilities exist.

Check with your Local Authority or retailer for recycling advice.



GUARANTEE

Subject to the conditions stated below, Groov-e guarantees this equipment against defects in workmanship or materials of its mechanical and electronic component parts (excluding styling, battery cells, magnetic tapes, re-chargeable batteries, user removeable memory devices, with the exception where the battery is inbuilt into the product) for a period of one year from the date of purchase. This product will be repaired or if necessary replaced free of charge if it has been proven to be defective within the one year warranty period.

- 1)** Claims under this guarantee should be made through the authorised dealer/retailer from whom the equipment was purchased. If this is not possible, please contact Groov-e directly.
- 2)** This guarantee is only valid when the equipment is purchased and retained within the United Kingdom and a valid proof of purchase has been provided.
- 3) This Guarantee Excludes:**
 - (i)** All damage caused through accident, misuse, wear and tear, neglect, installation and/or use in a manner inconsistent with technical and safety standards.
 - (ii)** Alterations or adjustments made to equipment
 - (iii)** Loss of data resultant from malfunction of hard drive or other storage device
 - (iv)** Damage caused to any third party device as a result of using the product.
- 4)** No liability under this guarantee shall be incurred:
 - (i)** In respect of damage or loss occurring during transit to or from the purchaser
 - (ii)** Where the serial number plate of the equipment has been removed or altered in any way.
- 5)** Groov-e shall not be liable for consequential damage, loss or injury arising from or in connection with the equipment, excepting only that nothing in this condition shall or shall be construed so as to exclude or restrict liability for negligence.
- 6)** The cost of carriage to and from Groov-e shall be borne by the purchaser.
- 7)** This guarantee is personal to the original purchaser and is not transferable.
- 8)** If the equipment, in respect of which a claim hereunder is made, is found on examination to comply with the published specifications, a test fee may be incurred.

This guarantee is in addition to and does not in any way affect any statutory or other right of consumer purchasers, including those rights in relation to sections 13 to 15 of the Sale of Goods Act 1979, the Sale and Supply of Goods to Consumer Regulations 2002, The Consumer Rights Act 2015 or the Sale of Goods and Supply of Services Act 1980 (for ROI).

DECLARATION OF CONFORMANCE

Groov-e hereby declares that this product is in compliance with the essential requirements and other relevant provisions of the Radio Equipment Directive 2014/53/EU. The complete declaration of conformity can be requested from us at:

groov»»e

**Unit J
Braintree Industrial Estate
Braintree Road
Ruislip
Middlesex
HA4 0EJ UK**

Authorised EU Representative

**Rashmian EU Ltd
Robwyn House
Suite 3E
Corrintra
Castleblayney
Co. Monaghan
Ireland**

www.groov-e.co.uk

Email: info@groov-e.co.uk

Telephone: 020 8839 0978

Register your purchase for extended warranty
www.groov-e.co.uk/warranty