

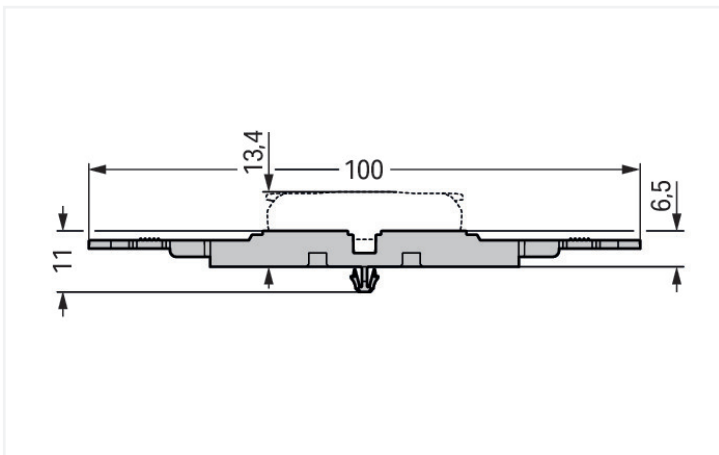
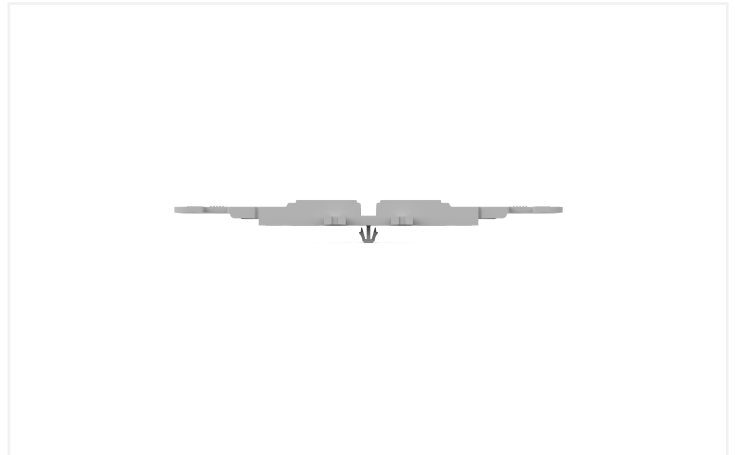
Data Sheet | Item Number: 221-2513

Mounting carrier with strain relief; 3-way; for inline splicing connector with lever;
with snap-in mounting foot; gray

<https://www.wago.com/221-2513>



Color: ■ gray





| Physical data | |
|--|-------------------------|
| Width | 29.8 mm / 1.173 inches |
| Height | 11.03 mm / 0.434 inches |
| Height from the surface | 6.5 mm / 0.256 inches |
| Depth | 100 mm / 3.937 inches |
| Drilled hole diameter for snap-in mounting foot with tolerance | 3.5 mm |

| Mechanical data | |
|-----------------|--------------|
| Design | 3-way |
| Mounting type | Snap-in foot |

| Material data | |
|------------------------------------|--|
| Note (material data) | Information on material specifications can be found here |
| Color | gray |
| Material group | I |
| Insulation material (main housing) | Polyamide (PA66) |
| Flammability class per UL94 | V0 |
| Fire load | 0.185 MJ |
| Weight | 6.2 g |

| Commercial data | |
|-----------------------|---------------|
| PU (SPU) | 25 (5) pcs |
| Packaging type | Box |
| Country of origin | CN |
| GTIN | 4066966119893 |
| Customs tariff number | 39269097900 |

| Product classification | |
|------------------------|----------------------|
| UNSPSC | 39121702 |
| ETIM 9.0 | EC002848 |
| ETIM 8.0 | EC002848 |
| ECCN | NO US CLASSIFICATION |

| Environmental Product Compliance | |
|----------------------------------|------------------------|
| RoHS Compliance Status | Compliant,No Exemption |




Downloads

Environmental Product Compliance

Compliance Search

Environmental Product Compliance 221-2513

CAD/CAE-Data

| CAD data | CAE data |
|--|---|
| 2D/3D Models 221-2513  | EPLAN Data Portal 221-2513  |
| | ZUKEN Portal 221-2513  |

1 Compatible Products

1.1 Optional Accessories

1.1.1 Installation

1.1.1.1 Mounting accessories



Item No.: 209-119
Fixing screw; for 209-120 mounting carrier



Item No.: 209-123
Mounting foot with screw; can be screwed on terminal blocks with fixing flange; 6.4 mm wide; gray



Item No.: 209-120
Mounting foot; can be snapped on terminal blocks with snap-in mounting foot; for mounting on relay-modules; 6.4 mm wide; gray

1.1.2 Marking


1.1.2.1 Marking strip




Item No.: 210-834
Marking strips; on reel; 5 mm wide; plain; Self-adhesive; white

Installation Notes

Installation



Place the inline splicing connector on the carrier in front of the mounting position.



Push the connector to the center position until it snaps into place.



Mounting carrier without strain relief – snapped onto DIN-rail



Various combinations of 1- to 5-connector mounting carriers are possible via side-by-side latching mechanism.

