


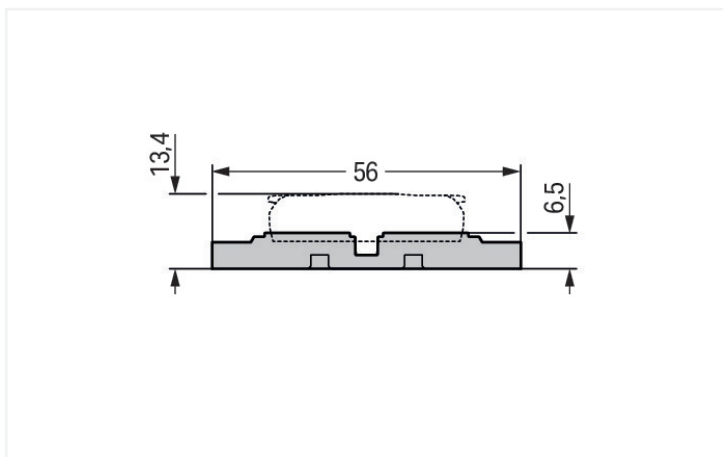

Data Sheet | Item Number: 221-2521

Mounting carrier; 1-way; for inline splicing connector with lever; for screw mounting;
gray

<https://www.wago.com/221-2521>



Color: ■ gray





Physical data	
Width	11.8 mm / 0.465 inches
Height from the surface	6.5 mm / 0.256 inches
Depth	56 mm / 2.205 inches
Drilled hole diameter for snap-in mounting foot with tolerance	3.5 mm

Mechanical data	
Design	1-way
Mounting type	Screw mount

Material data	
Note (material data)	Information on material specifications can be found here
Color	gray
Material group	I
Insulation material (main housing)	Polyamide (PA66)
Flammability class per UL94	V0
Fire load	0.05 MJ
Weight	1.7 g




Commercial data	
PU (SPU)	25 (5) pcs
Packaging type	Box
Country of origin	CN
GTIN	4066966119923
Customs tariff number	39269097900

Product classification	
UNSPSC	39121702
ETIM 9.0	EC002848
ETIM 8.0	EC002848
ECCN	NO US CLASSIFICATION

Environmental Product Compliance	
RoHS Compliance Status	Compliant,No Exemption

Downloads	
Environmental Product Compliance	
Compliance Search	
Environmental Product Compliance 221-2521	

CAD/CAE-Data

CAD data	CAE data
2D/3D Models 221-2521	EPLAN Data Portal 221-2521
	
	ZUKEN Portal 221-2521
	

1 Compatible Products

1.1 Optional Accessories

1.1.1 Installation

1.1.1.1 Mounting accessories



Item No.: 209-119
Fixing screw; for 209-120 mounting carrier



Item No.: 209-123
Mounting foot with screw; can be screwed on terminal blocks with fixing flange; 6.4 mm wide; gray



Item No.: 209-120
Mounting foot; can be snapped on terminal blocks with snap-in mounting foot; for mounting on relay-modules; 6.4 mm wide; gray

1.1.2 Marking


1.1.2.1 Marking strip




Item No.: 210-834
Marking strips; on reel; 5 mm wide; plain; Self-adhesive; white

Installation Notes

Installation



Place the inline splicing connector on the carrier in front of the mounting position.




Push the connector to the center position until it snaps into place.




Mounting carrier without strain relief – snapped onto DIN-rail

Strain relief



3-pole mounting carrier with strain relief



Various combinations of 1- to 5-connector mounting carriers are possible via side-by-side latching mechanism.