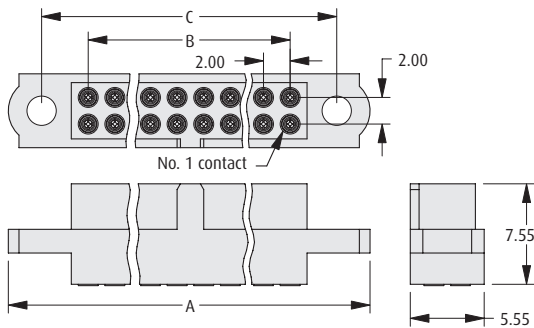


Datamate Connectors

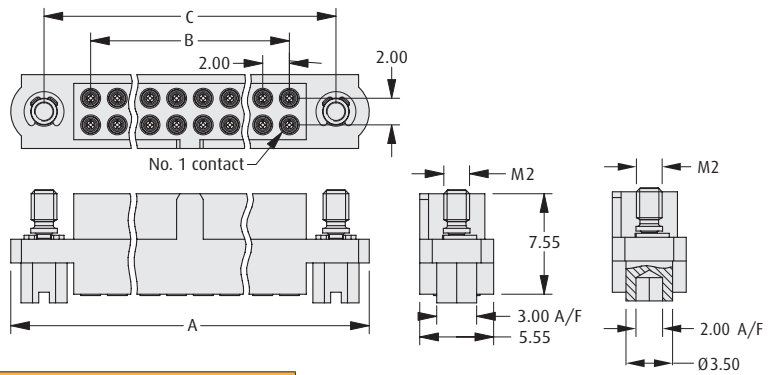
Female Crimp

- ❖ Polarised mouldings.
- ❖ Fully shrouded contacts.
- ❖ Large bore 22 AWG, small bore 24-28 AWG.
- ❖ Jackscrews are assembled where specified.
- ❖ Crimp contacts are rear insertable.
- ❖ Mates with male connectors shown on pages 34-40 and 42-43.
- ❖ Part numbers are for housings and the equivalent no of contacts.
- ❖ Spare contacts available, see page 16.

WITHOUT JACKSCREWS



WITH JACKSCREWS



CALCULATION

A	B + 12
B	Total No. of contacts - 2
C	B + 7

M80-460
M80-461

M80-480
M80-481

TOOLS

Recommended Crimp Tool - M22520/2-01

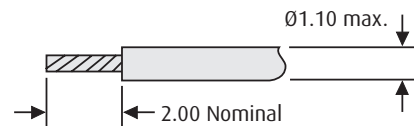
Positioner - T5747

Contact Insertion/Removal Tool - Z80-280

See pages 77 to 79

❖ Instruction sheets available at www.harwin.com/downloads/instructions

WIRE STRIPPING DETAILS



HOW TO ORDER

M80 - XXX XX XX

SERIES CODE

TYPE

460 Large Bore, with Jackscrews*	471 Small Bore, without Jackscrews
461 Small Bore, with Jackscrews*	480 Large Bore, with Hex Jackscrews
470 Large Bore, without Jackscrews	481 Small Bore, with Hex Jackscrews

* Slotted

FINISH

05	Gold	
42	Gold + Tin	

TOTAL NO. OF CONTACTS

04 to 50

Even numbers only

www.harwin.com

All dimensions in mm.

