# XPC 2,5/10-ST-5,08-LR - PCB connector

1491847

https://www.phoenixcontact.com/gb/products/1491847

Please be informed that the data shown in this PDF document is generated from our online catalog. Please find the complete data in the user documentation. Our general terms of use for downloads are valid.






PCB connector, nominal cross section: 2.5 mm$^2$, color: green, nominal current: 16 A, rated voltage (III/2): 320 V, contact surface: Sn, contact connection type: Socket, number of rows: 1, number of positions: 10, product range: XPC 2,5/..-ST-LR, pitch: 5.08 mm, connection method: Push-X-connection, conductor/PCB connection direction: 0 °, locking clip: - without locking clip, plug-in system: COMBICON MSTB 2,5, locking: Lock-and-release locking system, mounting method: Lock & Release ejector lever, type of packaging: packed in cardboard

## Your advantages

- Highly convenient operation thanks to direct, effortless, and tool-free conductor connection
- Quick connection of all conductor types with and even without ferrules
- Reliable wiring thanks to acoustic and visual feedback
- Quick conductor release by simply pressing the orange release button
- Automatic locking and intuitive release through Lock and Release operating lever in contrasting color
- Plug-in compatibility with existing headers of the COMBICON portfolio
- Quick and convenient testing using integrated test option

**Push-X Technology**
Designed by Phoenix Contact

## Commercial data

| | |
|---|---|
| Item number | 1491847 |
| Packing unit | 50 pc |
| Minimum order quantity | 50 pc |
| Sales key | AACGAC |

| | |
|---|---|
| Product key | AACGAC |
| GTIN | 4063151941000 |
| Weight per piece (including packing) | 23.63 g |
| Weight per piece (excluding packing) | 46.523 g |
| Customs tariff number | 85366990 |
| Country of origin | CN |

## Technical data

### Product properties

| | |
|---|---|
| Product type | PCB connector |
| Product family | XPC 2,5/..-ST-LR |
| Product line | COMBICON Connectors M |
| Number of positions | 10 |
| Pitch | 5.08 mm |
| Number of rows | 1 |

### Electrical properties

Properties

| | |
|---|---|
| Nominal current $I_N$ | 16 A |
| Nominal voltage $U_N$ | 320 V |
| Contact resistance | 1.2 mΩ |
| Rated voltage (III/3) | 250 V |
| Rated surge voltage (III/3) | 4 kV |
| Rated voltage (III/2) | 320 V |
| Rated surge voltage (III/2) | 4 kV |
| Rated voltage (II/2) | 500 V |
| Rated surge voltage (II/2) | 4 kV |

### Connection data

Connection technology

| | |
|---|---|
| Connector system | COMBICON MSTB 2,5 |
| Nominal cross section | 2.5 mm² |
| Contact connection type | Socket |

Interlock

| | |
|---|---|
| Locking type | Lock-and-release locking system |
| Mounting type | Lock & Release ejector lever |

Conductor connection

| | |
|---|---|
| Connection method | Push-X-connection |
| Conductor/PCB connection direction | 0 ° |
| Conductor cross-section rigid | 0.5 mm² ... 2.5 mm² |
| Conductor cross-section flexible | 0.5 mm² ... 2.5 mm² |
| Conductor cross-section AWG | 20 ... 12 |
| Conductor cross-section, flexible, with ferrule, without plastic sleeve | 0.5 mm² ... 2.5 mm² |
| Conductor cross-section, flexible, with ferrule, with plastic sleeve | 0.5 mm² ... 2.5 mm² |
| Cylindrical gauge a x b / diameter | 2.8 mm x 2.0 mm / - |
| Stripping length | 10 mm |

Specifications for ferrules without insulating collar

| | |
|---|---|
| recommended crimping tool | 1212034 CRIMPFOX 6 |
| | 1213144 CRIMPFOX CENTRUS 6S |
| ferrules without insulating collar, according to DIN 46228-1 | Cross section: 0.5 mm²; Length: 10 mm |
| | Cross section: 0.75 mm²; Length: 10 mm |
| | Cross section: 1 mm²; Length: 10 mm |
| | Cross section: 1.5 mm²; Length: 10 mm |
| | Cross section: 2.5 mm²; Length: 10 mm |

Specifications for ferrules with insulating collar

| | |
|---|---|
| recommended crimping tool | 1212034 CRIMPFOX 6 |
| | 1213144 CRIMPFOX CENTRUS 6S |
| ferrules with insulating collar, according to DIN 46228-4 | Cross section: 0.5 mm²; Length: 10 mm |
| | Cross section: 0.75 mm²; Length: 10 mm |
| | Cross section: 1 mm²; Length: 10 mm |
| | Cross section: 1.5 mm²; Length: 10 mm |
| | Cross section: 2.5 mm²; Length: 10 mm |

## Material specifications

Material data - contact

| | |
|---|---|
| Note | WEEE/RoHS-compliant, free of whiskers according to IEC 60068-2-82/JEDEC JESD 201 |
| Contact material | Cu alloy |
| Surface characteristics | hot-dip tin-plated |
| Metal surface terminal point (top layer) | Tin (4 µm - 8 µm Sn) |
| Metal surface contact area (top layer) | Tin (4 µm - 8 µm Sn) |

Material data - housing

| | |
|---|---|
| Color (Housing) | green (6021) |
| Insulating material | PBT |
| Insulating material group | II |
| CTI according to IEC 60112 | 575 |
| Flammability rating according to UL 94 | V0 |
| Glow wire flammability index GWFI according to EN 60695-2-12 | 850 |
| Glow wire ignition temperature GWIT according to EN 60695-2-13 | 775 |
| Temperature for the ball pressure test according to EN 60695-10-2 | 200 °C |

Material data – actuating element

| | |
|---|---|
| Color (Actuating element) | orange (2003) |
| Insulating material | PA |
| Insulating material group | I |
| CTI according to IEC 60112 | 600 |
| Flammability rating according to UL 94 | V0 |

| | |
|---|---|
| Glow wire flammability index GWFI according to EN 60695-2-12 | 850 |
| Glow wire ignition temperature GWIT according to EN 60695-2-13 | 775 |
| Temperature for the ball pressure test according to EN 60695-10-2 | 175 °C |

## Dimensions

| | |
|---|---|
| Dimensional drawing | 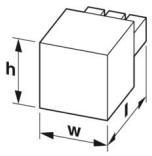 |
| Pitch | 5.08 mm |
| Width [w] | 60.19 mm |
| Height [h] | 14.8 mm |
| Length [l] | 30.86 mm |

## Notes

| | |
|---|---|
| Notes on operation | In accordance with IEC 61984, COMBICON connectors have no switching power (COC). During designated use, they must not be plugged in or disconnected when carrying voltage or under load. |

## Mechanical tests

### Conductor connection

| | |
|---|---|
| Specification | IEC 60999-1:1999-11 |
| Result | Test passed |

### Test for conductor damage and slackening

| | |
|---|---|
| Specification | IEC 60999-1:1999-11 |
| Result | Test passed |

### Repeated connection and disconnection

| | |
|---|---|
| Specification | IEC 60999-1:1999-11 |
| Result | Test passed |

### Pull-out test

| | |
|---|---|
| Specification | IEC 60999-1:1999-11 |
| Conductor cross-section/conductor type/tractive force setpoint/actual value | 0.5 mm² / solid / > 20 N |
| | 0.5 mm² / flexible / > 20 N |
| | 2.5 mm² / solid / > 50 N |
| | 2.5 mm² / flexible / > 50 N |

### Insertion and withdrawal forces

| | |
|---|---|
| Specification | IEC 60512-13-2:2006-02 |
| Result | Test passed |
| No. of cycles | 25 |

| | |
|---|---|
| Insertion strength per pos. approx. | 9 N |
| Withdraw strength per pos. approx. | 8 N |

Resistance of inscriptions

| | |
|---|---|
| Specification | IEC 60068-2-70:1995-12 |
| Result | Test passed |

Polarization and coding

| | |
|---|---|
| Specification | IEC 60512-13-5:2006-02 |
| Result | Test passed |

Visual inspection

| | |
|---|---|
| Specification | IEC 60512-1-1:2002-02 |
| Result | Test passed |

Dimension check

| | |
|---|---|
| Specification | IEC 60512-1-2:2002-02 |
| Result | Test passed |

## Environmental and real-life conditions

Durability test

| | |
|---|---|
| Specification | IEC 60512-9-1:2010-03 |
| Impulse withstand voltage at sea level | 4.8 kV |
| Contact resistance $R_1$ | 1.2 mΩ |
| Contact resistance $R_2$ | 1.2 mΩ |
| Insertion/withdrawal cycles | 25 |
| Insulation resistance, neighboring positions | > 5 MΩ |

Climatic test

| | |
|---|---|
| Specification | EN ISO 22479:2022-06 |
| Corrosive stress | 0.2 $dm^3$ $SO_2$ on 300 $dm^3$/40 °C/1 cycle |
| Thermal stress | 105 °C/168 h |
| Power-frequency withstand voltage | 2.21 kV |

Vibration test

| | |
|---|---|
| Specification | IEC 60068-2-6:2007-12 |
| Frequency | 10 - 150 - 10 Hz |
| Sweep speed | 1 octave/min |
| Amplitude | 0.35 mm (10 Hz ... 60.1 Hz) |
| Acceleration | 5g (60.1 Hz ... 150 Hz) |
| Test duration per axis | 2.5 h |
| Test directions | X-, Y- and Z-axis |

Shocks

| | |
|---|---|
| Specification | IEC 60068-2-27:2008-02 |
| Pulse shape | Half-sine |
| Acceleration | 30g |

| | |
|---|---|
| Shock duration | 18 ms |
| Test directions | X-, Y- and Z-axis (pos. and neg.) |

Railway application: Oscillation/broadband noise

| | |
|---|---|
| Specification | DIN EN 50155 (VDE 0115-200):2022-06 |
| | IEC 61373:2010-05 |
| Spectrum | Long life test category 1, class B, body mounted |
| Frequency | $f_1$ = 5 Hz to $f_2$ = 150 Hz |
| ASD level | 0.964 $(m/s^2)^2/Hz$ |
| Acceleration | 0.572 g |
| Test duration per axis | 5 h |
| Test directions | X-, Y- and Z-axis |
| Contact interruption | < 1 µs |
| Result | Test passed |

Railway application: Shocks

| | |
|---|---|
| Specification | DIN EN 50155 (VDE 0115-200):2022-06 |
| | IEC 61373:2010-05 |
| Pulse shape | Semi-sinusoidal |
| Acceleration | 30g |
| Shock duration | 18 ms |
| Number of shocks per direction | 3 |
| Test directions | X-, Y- and Z-axis (pos. and neg.) |
| Contact interruption | < 1 µs |
| Result | Test passed |

Ambient conditions

| | |
|---|---|
| Ambient temperature (storage/transport) | -40 °C ... 70 °C |
| Relative humidity (storage/transport) | 30 % ... 70 % |
| Ambient temperature (assembly) | -5 °C ... 100 °C |
| Ambient temperature (operation) | -40 °C ... 105 °C (dependent on the derating curve) |

## Electrical tests

Thermal test | Test group C

| | |
|---|---|
| Specification | IEC 60512-5-1:2002-02 |
| Tested number of positions | 12 |

Insulation resistance

| | |
|---|---|
| Specification | IEC 60512-3-1:2002-02 |
| Insulation resistance, neighboring positions | > 5 MΩ |

Air clearances and creepage distances |

| | |
|---|---|
| Specification | IEC 60664-1:2020-05 |
| Insulating material group | II |
| Comparative tracking index (IEC 60112) | CTI 575 |
| Rated insulation voltage (III/3) | 250 V |

| | |
|---|---|
| Rated surge voltage (III/3) | 4 kV |
| minimum clearance value - non-homogenous field (III/3) | 3 mm |
| minimum creepage distance (III/3) | 3.6 mm |
| Rated insulation voltage (III/2) | 320 V |
| Rated surge voltage (III/2) | 4 kV |
| minimum clearance value - non-homogenous field (III/2) | 3 mm |
| minimum creepage distance (III/2) | 3 mm |
| Rated insulation voltage (II/2) | 500 V |
| Rated surge voltage (II/2) | 4 kV |
| minimum clearance value - non-homogenous field (II/2) | 3 mm |
| minimum creepage distance (II/2) | 3.6 mm |

## Packaging specifications

| | |
|---|---|
| Type of packaging | packed in cardboard |

## Drawings

Diagram

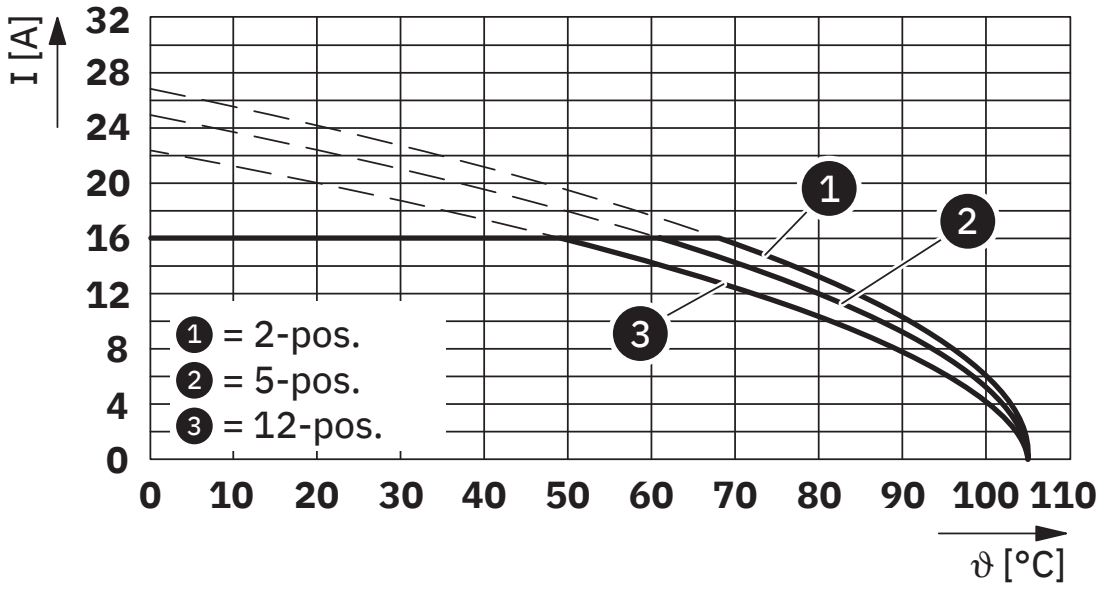


Type: XPC 2,5/...-ST-5,08-LR with CC 2,5/...-GF-5,08-LR P...THR

## Approvals

To download certificates, visit the product detail page: https://www.phoenixcontact.com/gb/products/1491847

**cULus Recognized**
Approval ID: E60425-20230810

| | Nominal voltage $U_N$ | Nominal current $I_N$ | Cross section AWG | Cross section $mm^2$ |
|---|---|---|---|---|
| B | | | | |
| | 300 V | 16 A | 20 - 12 | - |
| D | | | | |
| | 300 V | 10 A | 20 - 12 | - |

**VDE Zeichengenehmigung**
Approval ID: 40053722

| | Nominal voltage $U_N$ | Nominal current $I_N$ | Cross section AWG | Cross section $mm^2$ |
|---|---|---|---|---|
| keine | | | | |
| | 320 V | 16 A | - | 0.5 - 2.5 |

**UL Recognized**
Approval ID: E60425-20230810

| | Nominal voltage $U_N$ | Nominal current $I_N$ | Cross section AWG | Cross section $mm^2$ |
|---|---|---|---|---|
| F | | | | |
| | 250 V | 16 A | 20 - 12 | - |

## Classifications

### ECLASS

| | |
|---|---|
| ECLASS-13.0 | 27460202 |
| ECLASS-15.0 | 27460202 |

### ETIM

| | |
|---|---|
| ETIM 10.0 | EC002638 |

### UNSPSC

| | |
|---|---|
| UNSPSC 21.0 | 39121400 |

## Environmental product compliance

EU RoHS

| | |
|---|---|
| Fulfills EU RoHS substance requirements | Yes, No exemptions |

China RoHS

| | |
|---|---|
| Environment friendly use period (EFUP) | EFUP-E |
| | No hazardous substances above the limits |

EU REACH SVHC

| | |
|---|---|
| REACH candidate substance (CAS No.) | No substance above 0.1 wt% |


Phoenix Contact 2026 © - all rights reserved
https://www.phoenixcontact.com



PHOENIX CONTACT Ltd
Halesfield 13, Telford
Shropshire, TF7 4PG
01952 681700
info@phoenixcontact.co.uk