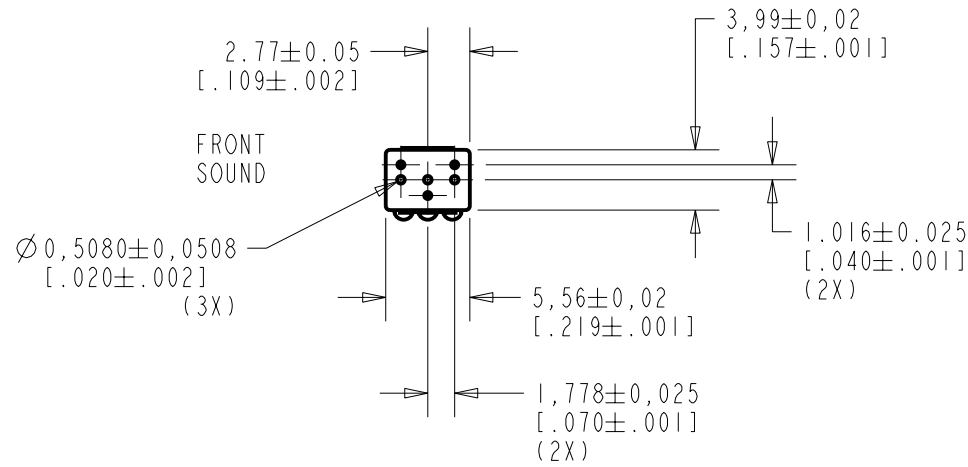
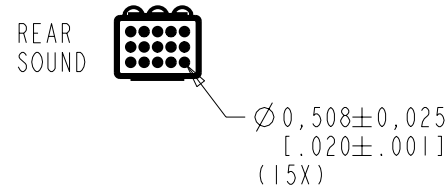
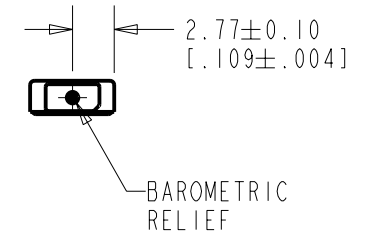
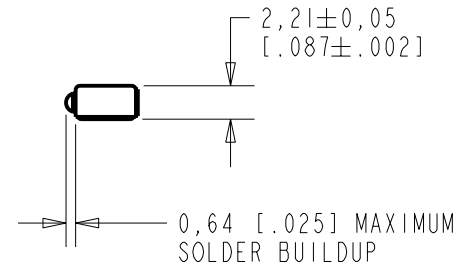
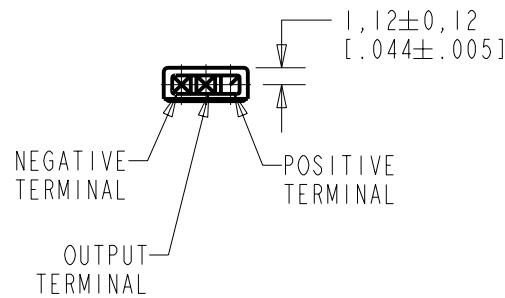


WP-23501-000
SHT 1.1



NOTE:

1. INCREASED PRESSURE AT THE FRONT SOUND INLET CAUSES A POSITIVE GOING VOLTAGE TO APPEAR AT THE OUTPUT TERMINAL, RELATIVE TO THE NEGATIVE TERMINAL.



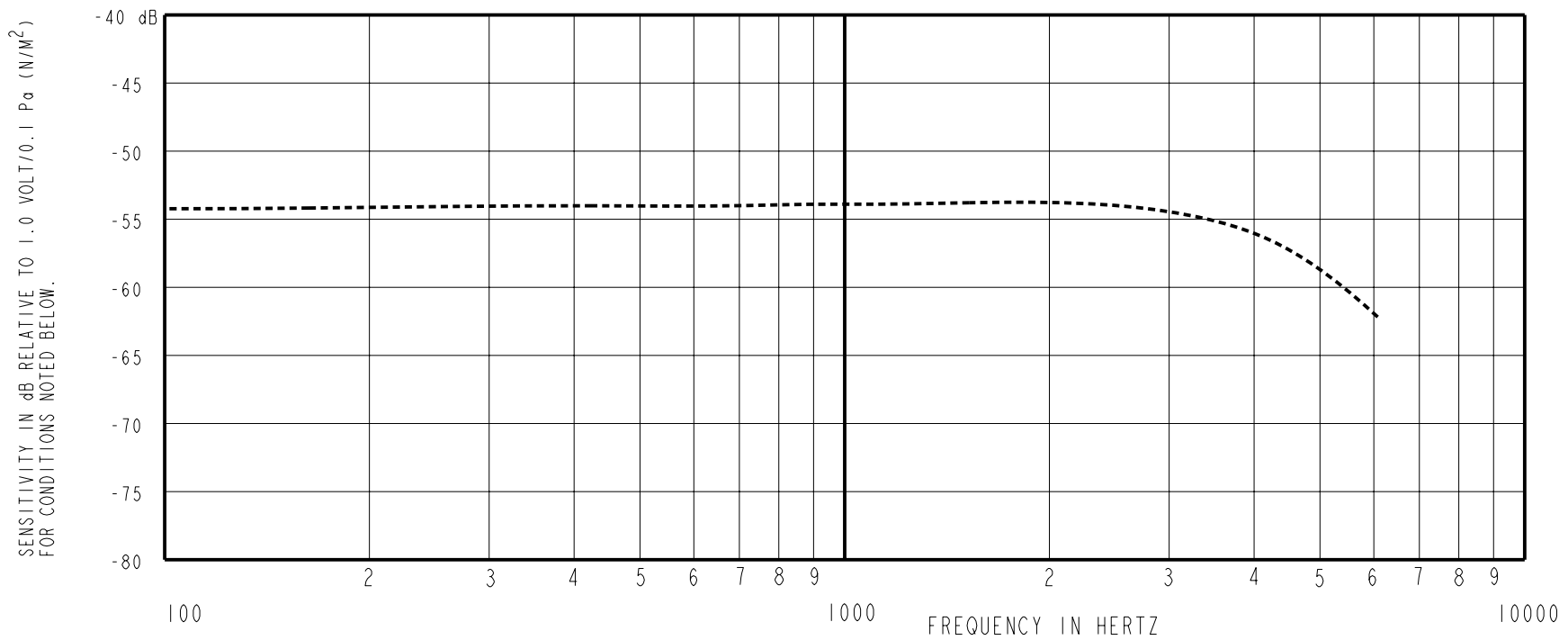
NOMINAL WEIGHT
.13 GRAM

DIMENSIONS IN MILLIMETERS [INCHES]

KNOWLES ELECTRONICS
ITASCA, ILLINOIS U.S.A.

Revision	C.O. #	Implementation Date	RELEASE LEVEL	REVISION
A	MI0100924	11/23/05	Released	A
SCALE: 2:1			DR. BY: DMS	DATE: 11/23/05
DO NOT SCALE DRAWING			CK. BY: GJP	DATE: 11/27/05
TITLE: MICROPHONE		WP-23501-000	APP. BY: GJP	DATE: 11/27/05
OUTLINE DRAWING		SHT 1.1		

WP-23501-000
SHT 2.1



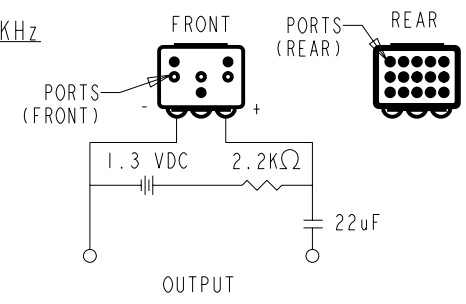
FREQUENCY	SENSITIVITY		
	MIN.	NOM.	MAX.
100	---	-54.0	---
1000	-57.0	-54.0	-51.0
4000	---	-56.0	---

RANGE OF DEVIATION FROM 1 KHz	DEVICE CONFORMITY	
	MIN.	MAX.
100	-2.0	+2.0
1000	0.0	0.0
4000	-6.0	0.0

NOTES:

- CASE CONNECTED TO NEGATIVE TERMINAL.
- MICROPHONE TO BE FUNCTIONAL WITH 10 VDC SUPPLY.
- SENSITIVITY VALUES INDICATED ON THIS SPECIFICATION ARE VALID AT 50% HUMIDITY.
- PRESSURE DIFFERENCE SENSITIVITY TESTED WITH REAR SOUND PORT SEALED TO AIR VOLUME OF AT LEAST 0.5 CC.
- MICROPHONE WILL SURVIVE SUBMERSION IN 3M OF WATER.

DC SUPPLY	AMPLIFIER CURRENT DRAIN	OUTPUT IMPEDANCE OHMS		
		MIN.	NOM.	MAX.
1.3V	300uA MAX.	1500	2500	3500



Revision	C.O. #	Implementation Date	RELEASE LEVEL	REVISION
A	MI0100924	11/23/05	Released	A

KNOWLES ELECTRONICS
ITASCA, ILLINOIS U.S.A.

SCALE: 2:1	DR. BY: DMS	DATE: 11/23/05
DO NOT SCALE DRAWING	CK. BY: GJP	DATE: 11/27/05
TITLE: MICROPHONE	APP. BY: GJP	DATE: 11/27/05
PERFORMANCE SPECIFICATION	WP-23501-000 SHT 2.1	