

**STANLEY**

# BOLT CROPPERS

**NEW**



Professional performance,  
strength and comfort



## FEATURES & BENEFITS

- A Complete Range:
  - tubular and forged handles - tubular for minimum weight
- Two Types of Blade:
  - axial and flush cut: minimum effort required for cutting
- Strength:
  - drop forged chrome molybdenum steel jaws for durability and strength
- Performance & Efficiency:
  - to cut maximum 160Kg/mm<sup>2</sup> at Ø 10mm
- Protection of excentric screws against unscrewing
- Conforms to GSA A-A-3047 specifications



- Excentric screws for quick and easy adjusting of the blades



- Forged parts for strength



● Spare part heads supplied with screws

● Comfortable:

- ergonomic grips with guards
- resistant to solvents

● Very Good Visibility on Worksites:

- body finished in yellow with phosphate jaws

● Adjustable jaws with screws


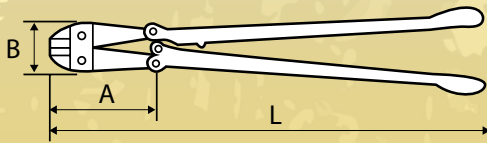
● Provided with a technical information folded card




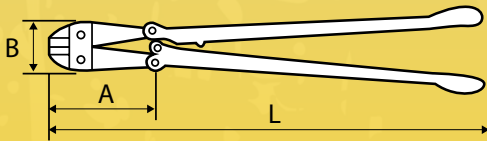


# SPECIFICATIONS

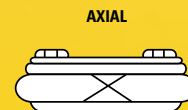
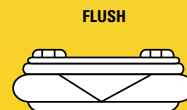
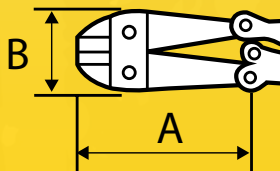
SKU	BARCODE	HANDLE TYPE	CUTTING TYPE	TOTAL LENGTH - L - mm	TOTAL LENGTH - L - inch	HARDNESS OF CUTTING JAWS - Hrc	CUTTING CAPACITY Ø 60 Kg/mm <sup>2</sup>	CUTTING CAPACITY Ø 100 Kg/mm <sup>2</sup>	CUTTING CAPACITY Ø 130 Kg/mm <sup>2</sup>	CUTTING CAPACITY Ø 160 Kg/mm <sup>2</sup>	JAWS LENGTH - B - mm	JAWS HEIGHT - A - mm	DEPTH OF BOLT CROPPERS - C - mm	WEIGHT IN Kg	INNER BOX QTY	OUTER CARTON QTY
1-95-561	3253561955617	Tubular	Flush	300	12"	50 - 55	5	6	4	3	93	47	21	0.72	1	24
1-17-750	3253561177507	Tubular	Flush	350	14"	50 - 55	6	7	6	4	102	58	26	1.22	1	20
1-17-751	3253561177514	Tubular	Axial	450	18"	57 - 62	9	8	6	6	127	68	33	1.58	1	12
1-17-752	3253561177521	Tubular	Axial	600	24"	57 - 62	11	10	8	7	150	83	39	2.60	1	8
1-17-753	3253561177538	Tubular	Axial	750	30"	57 - 62	12	11	10	8	165	95	44	3.95	1	5
1-17-754	3253561177545	Tubular	Axial	900	36"	57 - 62	13	12	11	9	185	110	51	5.45	1	3
1-17-755	3253561177552	Tubular	Axial	1050	42"	57 - 62	15	14	12	10	212	121	57	8.10	1	2



SKU	BARCODE	HANDLE TYPE	CUTTING TYPE	TOTAL LENGTH - L - mm	TOTAL LENGTH - L - inch	HARDNESS OF CUTTING JAWS - Hrc	CUTTING CAPACITY Ø 60 Kg/mm <sup>2</sup>	CUTTING CAPACITY Ø 100 Kg/mm <sup>2</sup>	CUTTING CAPACITY Ø 130 Kg/mm <sup>2</sup>	CUTTING CAPACITY Ø 160 Kg/mm <sup>2</sup>	JAWS LENGTH - B - mm	JAWS HEIGHT - A - mm	DEPTH OF BOLT CROPPERS - C - mm	WEIGHT IN Kg	BOX QTY	CARTON QTY
1-95-562	3253561955624	Forged	Flush	300	12"	50 - 55	8	6.5	5	4	93	47	21	0.85	1	24
1-95-563	3253561955631	Forged	Flush	350	14"	50 - 55	9	8	6	5	102	58	26	1.42	1	20
1-95-564	3253561955648	Forged	Axial	450	18"	57 - 62	11	10	6	6	127	68	33	1.75	1	12
1-95-565	3253561955655	Forged	Axial	600	24"	57 - 62	12	11	8	8	150	83	39	2.64	1	8
1-95-566	3253561955662	Forged	Axial	750	30"	57 - 62	13	12	10	10	165	95	44	4.45	1	4
1-95-567	3253561955679	Forged	Axial	900	36"	57 - 62	15	14	11	11	185	110	51	5.55	1	2



SKU	BARCODE	CUTTING TYPE	FOR BOLT CROPPERS LENGTH - L - mm	HARDNESS OF CUTTING JAWS - Hrc	CUTTING CAPACITY Ø 60 Kg/mm <sup>2</sup>	CUTTING CAPACITY Ø 100 Kg/mm <sup>2</sup>	CUTTING CAPACITY Ø 130 Kg/mm <sup>2</sup>	CUTTING CAPACITY Ø 160 Kg/mm <sup>2</sup>	JAWS LENGTH - B - mm	JAWS HEIGHT - A - mm	DEPTH OF BOLT CROPPERS - C - mm	WEIGHT IN Kg	BOX QTY	CARTON QTY
1-95-568	3253561955686	Flush	300	50 - 55	5	6	4	3	93	47	21	0.28	1	80
1-17-756	3253561177569	Flush	350	50 - 55	6	7	6	4	102	58	26	0.40	1	60
1-17-757	3253561177576	Axial	450	57 - 62	11	8	6	6	127	68	33	0.50	1	40
1-17-758	3253561177583	Axial	600	57 - 62	12	10	8	7	150	83	39	0.87	1	24
1-17-759	3253561177590	Axial	750	57 - 62	13	11	10	8	165	95	44	1.25	1	16
1-17-760	3253561177606	Axial	900	57 - 62	15	12	11	9	185	110	51	1.75	1	12
1-95-569	3253561955693	Axial	1050	57 - 62	16	14	12	10	212	121	57	2.65	1	8



**STANLEY**

Subject to minimum order quantities

Stanley Works, BVBA, Egide Walschaertsstraat 14-16, 2800 Mechelen, Belgium

