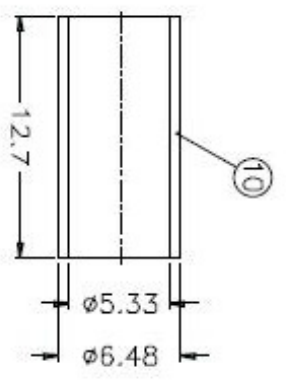
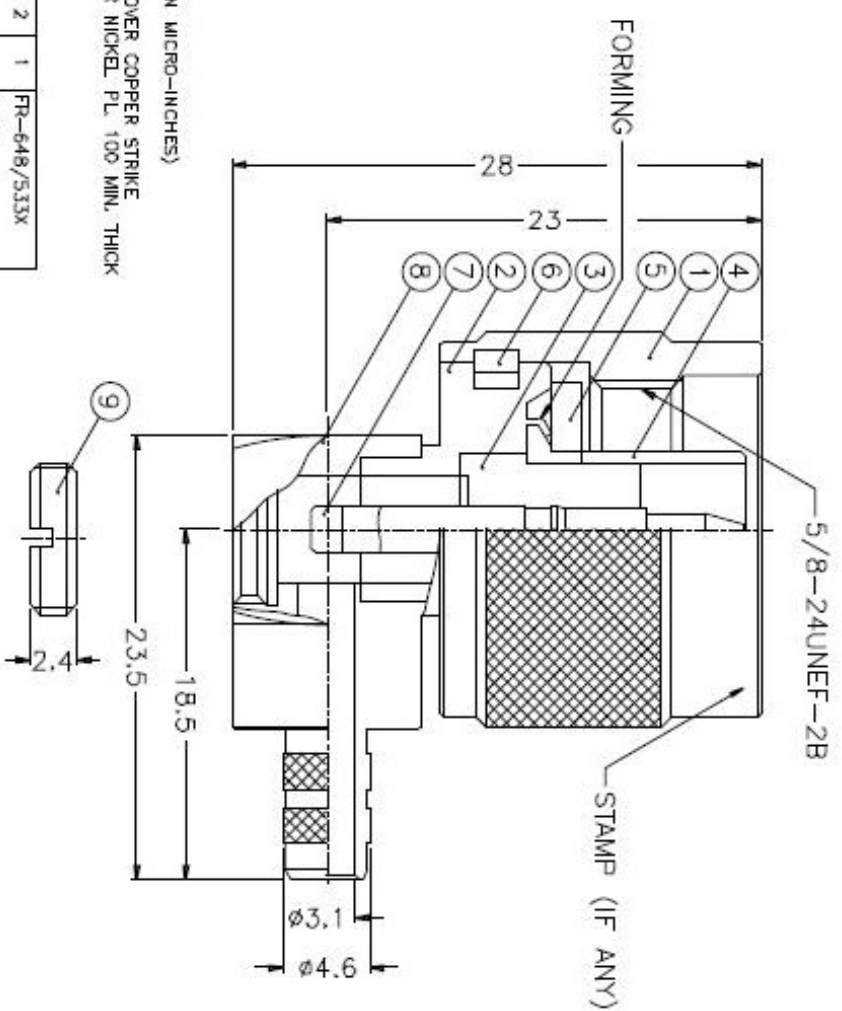
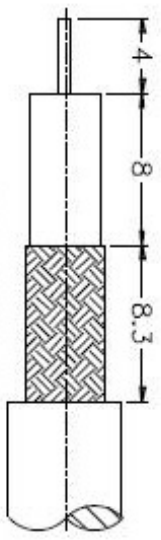


1	2	3	4	5	6	7	8
ISS ZONE		REVISIONS					
		DESCRIPTION\PER REQUEST\DATE					



1. CRIMPED FERRULE
HEX CRIMP SIZE .213"
2. CONTACT PIN TO SOLDER

NOTES: FINISH (PLATING THICKNESS IN MICRO-INCHES)
 1. BRASS PER QQ-B-626
 2. NICKEL PL. 100 MIN. THICK OVER COPPER STRIKE
 3. GOLD PL. 3 MIN. THICK OVER NICKEL PL. 100 MIN. THICK OVER COPPER STRIKE
 4. PTFE MIL-P-19465

10	FERRULE	COPPER	NOTE 2	1	FR-648/533X 127C
9	NUT	NOTE 1	NOTE 2	1	15697061605-5
8	BARREL	NOTE 1	NOTE 2	1	N1112A2-8-46 /31
7	CONTACT PIN	NOTE 1	NOTE 3	1	N1112A2-7
6	RETAINER RING	SUS 304	NATURAL	1	NS000-7-0
5	GASKET	SILICONE	RED	1	GS-156/8X15
4	CONTACT BODY	NOTE 1	NOTE 2	1	NS000-5
3	INSULATOR	NOTE 4	NATURAL	1	N1112A2-3
2	BODY	NOTE 1	NOTE 2	1	N1112B1-2
1	SHELL	NOTE 1	NOTE 2	1	NS000-1-B

DIMENSIONS ARE IN MILLIMETERS
 UNLESS OTHERWISE SPECIFIED
 TOLERANCES
 0.5-6 = ±0.2
 6-30 = ±0.4
 30-120 = ±0.6
 120-315 = ±1
 315-1000 = ±1.6
 1000-2000 = ±2.4

PART NO.	N1112B1-001-NT3G-1-50
APPROVED	DATE 10-11-01*
CHECKED	DATE 10-11-01*
DRAWN	DATE 10-11-01*

Amphenol
 TITLE N R/A CRIMP PLUG
 (FOR RG-58/U, 58C/U)
 DRAWING NO. KJ-N1112B1-001-NT3G-58U-50
 ITEM NO.

1	2	3	4	5	6	7	8
NO.	DESCRIPTION	MATERIAL	FINISH	QTY	DRAWING NO.	SCALE	ISSUE
1				1		2.5/1	A