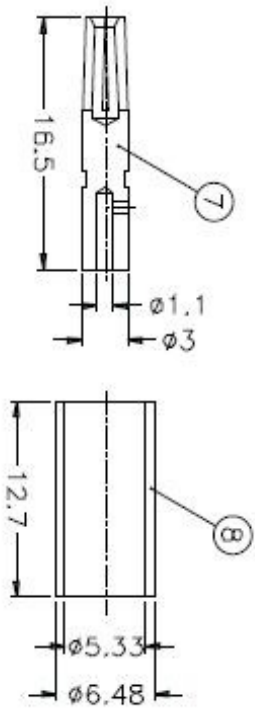
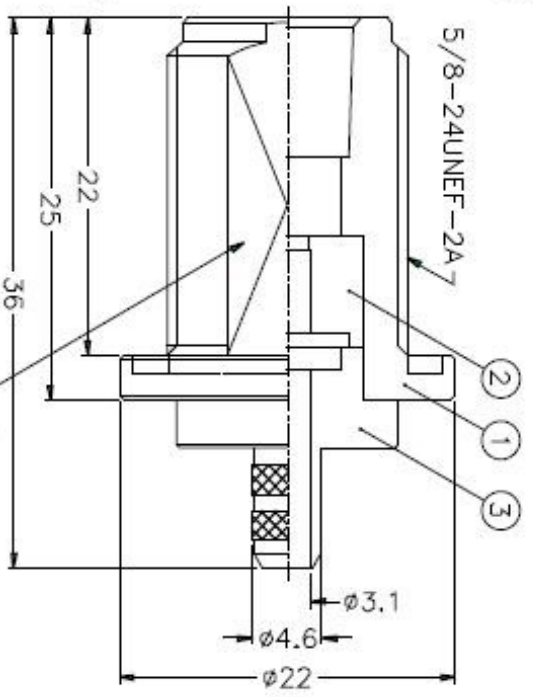
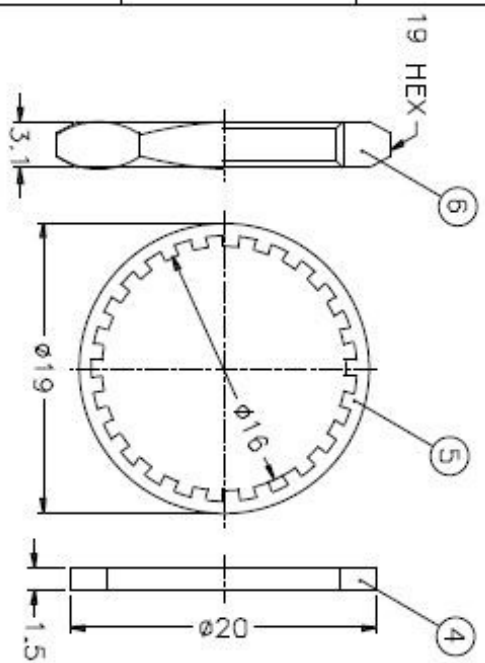
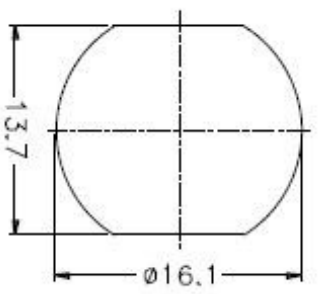
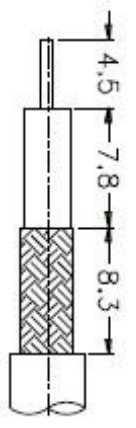


ISS ZONE	REVISIONS	DESCRIPTION \ PER REQUEST \ DATE
1	2	
3		



NOTES: FINISH (PLATING THICKNESS IN MICRO-INCHES)

1. BRASS PER QQ-B-926
2. BRASS PER QQ-B-513
3. NICKEL PL. 100 MIN. THICK OVER COPPER STRIKE
4. PHOSPHOR BRONZE PER QQ-B-750
5. GOLD PL. 3 MIN. THICK OVER NICKEL PL. 100 MIN. THICK OVER COPPER STRIKE
6. PTFE MIL-P-19486

1. CRIMPED FERRULE
HEX CRIMP SIZE .213"
2. CRIMPED CONTACT PIN
HEX CRIMP SIZE .100"
3. MAX. PANEL THICKNESS=6.5mm

NO.	DESCRIPTION	MATERIAL	FINISH	QTY	DRAWING NO.
1	CONTACT PIN	NOTE 4	NOTE 5	1	N7000-4-3/11
2	HEX NUT	NOTE 1	NOTE 3	1	HN19-5/8-24X31
3	LOCK WASHER	NOTE 2	NOTE 3	1	LW-19/16X06
4	GASKET	SILICONE	RED	1	GS-20/16X15
5	BARREL	NOTE 1	NOTE 3	1	N7400-3-46/31-B
6	INSULATOR	NOTE 6	NATURAL	1	N5000-4T-50-A
7	BODY	NOTE 1	NOTE 3	1	N7400-1
8	FERRULE	COPPER	NOTE 3	1	FR-648/533X 127C

DIMENSIONS ARE IN MILLIMETERS
UNLESS OTHERWISE SPECIFIED
TOLERANCES

0.5-6	-	+0.2
6-30	=	+0.4
30-120	=	+0.6
120-315	=	+1
315-1000	=	+1.6
1000-2000	=	+2.4

PART NO.	N6421A1-NT3G-1-50
APPROVED	DATE 10-11-01*
CHECKED	DATE 10-11-01*
DRAWN	DATE 10-11-01*

TITLE	N BULKHEAD CRIMP JACK
DRAWING NO.	KJ-N6421A1-NT3G-58CU-50
ITEM NO.	

Amphenol