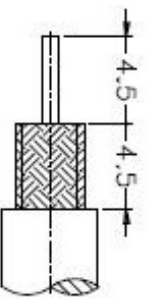
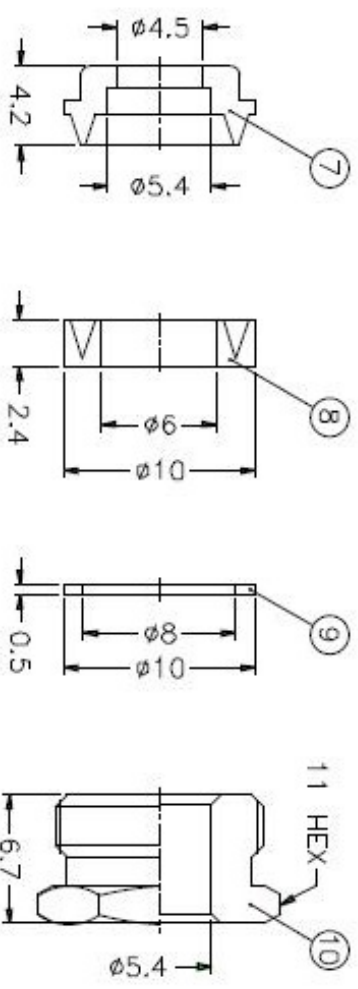
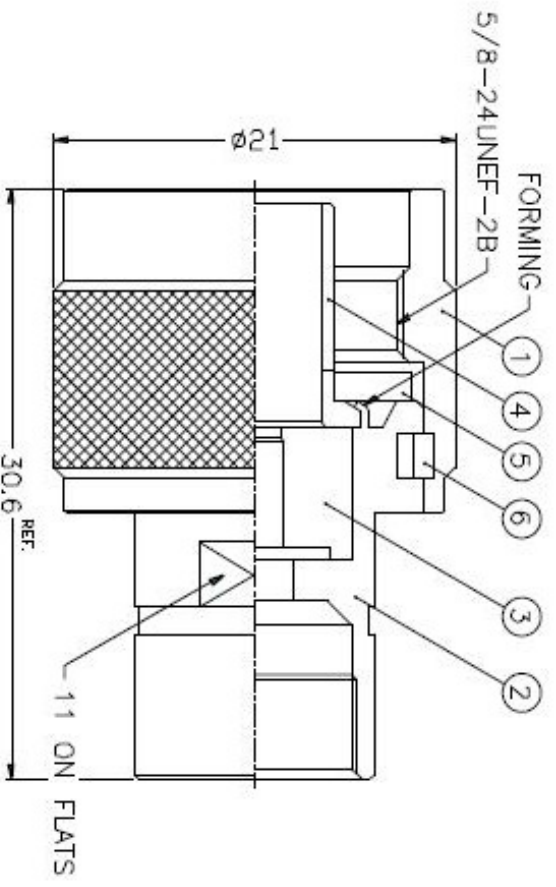


1	2	3	4	5	6	7	8
REVISIONS		DESCRIPTION\PER REQUEST\DATE					
ISS	ZONE						



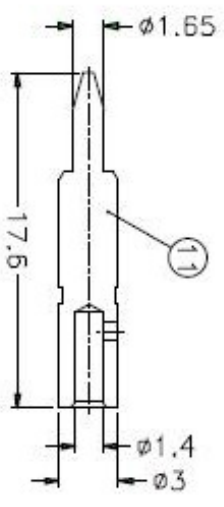
RECOMMENDED  
CABLE STRIPPING DIM'S



1. CRIMPED CONTACT PIN  
HEX CRIMP SIZE .100"

NOTES: FINISH (PLATING THICKNESS IN MICRO-INCHES)

1. BRASS PER QQ-B-626
2. BRASS PER QQ-B-613
3. NICKEL PL. 100 MIN. THICK OVER COPPER STRIKE
4. GOLD PL. 3 MIN. THICK OVER NICKEL PL. 100 MIN. THICK OVER COPPER STRIKE
5. PTFE MIL-P-19468



11	CONTACT PIN	NOTE 1	NOTE 4	1	MS000-8-3/14-C				
10	HEX NUT	NOTE 1	NOTE 3	1	BS200-14-11/54				
9	WASHER	NOTE 2	NOTE 3	1	WS-10/8X05				
8	GASKET	SILICONE	RED	1	BS200-12				
7	BRAD CLAMP	NOTE 1	NOTE 3	1	BS200-11-54/45				
6	RETAINER RING	SUS 304	NATURAL	1	MS000-7-C				
5	GASKET	SILICONE	RED	1	GS-156/8X15				
4	CONTACT BODY	NOTE 1	NOTE 3	1	MS000-5				
3	INSULATOR	NOTE 5	NATURAL	1	MS000-4T-50-A				
2	BODY	NOTE 1	NOTE 3	1	MS200-2				
1	SHELL	NOTE 1	NOTE 3	1	MS000-1-B				

DIMENSIONS ARE IN MILLIMETERS  
UNLESS OTHERWISE SPECIFIED

TOLERANCES	
0.5-6	±0.2
6-30	±0.4
30-120	±0.6
120-315	±1
315-1000	±1.5
1000-2000	±2.4

PART NO.	N1141A1-NT3G-1-50
APPROVED	DATE
CHECKED	DATE
DRAWN	DATE

TITLE  
N CLAMP PLUG  
(FOR RG-58C/U,58/U,142A/U,223/U)

DRAWING NO.  
KJ-N1141A1-NT3G-58U-50

NO.	DESCRIPTION	MATERIAL	FINISH	QTY	DRAWING NO.	SCALE	2.5/1	ISSUE	A	FILE NO.
1										

**Amphenol**