


## PT 2,5/ 5-PVH-5,0

Order No.: 1704194

The figure shows a 10-position version of the product

<http://eshop.phoenixcontact.net/phoenix/treeViewClick.do?UID=1704194>

PC terminal block, Nominal current: 14 A, Nom. voltage: 250 V, Pitch:  
5 mm, Number of positions: 5, Connection type: Screw connection,  
Color: green

### Commercial data

EAN	4017918994808
Pack	100 pcs.
Customs tariff	85369010
Weight/Piece	0.008784 KG
Catalog page information	Page 477 (CC-2009)

### Product notes

WEEE/RoHS-compliant since:  
04/18/2007



<http://www.download.phoenixcontact.com>  
Please note that the data given here has been taken from the online catalog. For comprehensive information and data, please refer to the user documentation. The General Terms and Conditions of Use apply to Internet downloads.

### Technical data

#### Dimensions / positions

Pitch	5 mm
Dimension a	20 mm
Number of positions	5
Screw thread	M3

Tightening torque, min	0.45 Nm
Tightening torque max	0.5 Nm

#### Technical data

Insulating material group	I
Rated surge voltage (III/3)	4 kV
Rated surge voltage (III/2)	4 kV
Rated surge voltage (II/2)	4 kV
Rated voltage (III/2)	320 V
Rated voltage (II/2)	630 V
Connection in acc. with standard	EN-VDE
Nominal current $I_N$	13.5 A
Nominal voltage $U_N$	250 V
Nominal cross section	4 mm <sup>2</sup>
Maximum load current	13.5 A
Insulating material	PA
Inflammability class acc. to UL 94	V0
Internal cylindrical gage	A3 / B3
Stripping length	8 mm

#### Connection data

Conductor cross section solid min.	0.5 mm <sup>2</sup>
Conductor cross section solid max.	4 mm <sup>2</sup>
Conductor cross section stranded min.	0.5 mm <sup>2</sup>
Conductor cross section stranded max.	4 mm <sup>2</sup>
Conductor cross section stranded, with ferrule without plastic sleeve min.	0.5 mm <sup>2</sup>
Conductor cross section stranded, with ferrule without plastic sleeve max.	2.5 mm <sup>2</sup>
Conductor cross section stranded, with ferrule with plastic sleeve min.	0.5 mm <sup>2</sup>
Conductor cross section stranded, with ferrule with plastic sleeve max.	2.5 mm <sup>2</sup>
Conductor cross section AWG/kcmil min.	20
Conductor cross section AWG/kcmil max	12
2 conductors with same cross section, solid min.	0.5 mm <sup>2</sup>
2 conductors with same cross section, solid max.	1.5 mm <sup>2</sup>

2 conductors with same cross section, stranded min.	0.5 mm <sup>2</sup>
2 conductors with same cross section, stranded max.	1.5 mm <sup>2</sup>
2 conductors with same cross section, stranded, ferrules without plastic sleeve, min.	0.5 mm <sup>2</sup> When using ferrules, 250 V are only achieved in combination with surge voltage category/pollution degree II/2.
2 conductors with same cross section, stranded, ferrules without plastic sleeve, max.	0.75 mm <sup>2</sup> When using ferrules, 250 V are only achieved in combination with surge voltage category/pollution degree II/2.
2 conductors with same cross section, stranded, TWIN ferrules with plastic sleeve, min.	0.5 mm <sup>2</sup> When using ferrules, 250 V are only achieved in combination with surge voltage category/pollution degree II/2.
2 conductors with same cross section, stranded, TWIN ferrules with plastic sleeve, max.	1.5 mm <sup>2</sup> When using ferrules, 250 V are only achieved in combination with surge voltage category/pollution degree II/2.

### Certificates / Approvals



Certification CUL, UL

#### CUL

Nominal voltage U <sub>N</sub>	300 V
Nominal current I <sub>N</sub>	10 A
AWG/kcmil	26-12

#### UL

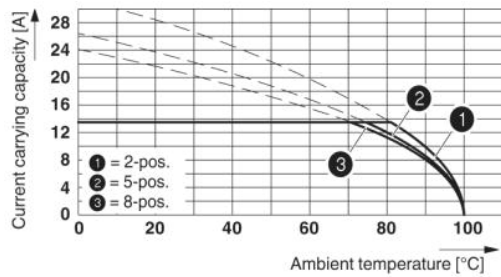
Nominal voltage U <sub>N</sub>	300 V
Nominal current I <sub>N</sub>	10 A
AWG/kcmil	26-12

### Additional products

Item	Designation	Description
<b>General</b>		
1704356	PST 1,3/ 5-LH-5,0	Header, Nominal current: 14 A, Nom. voltage: 250 V, Pitch: 5 mm, Number of positions: 5, Color: black, Assembly: Soldering
1704518	PST 1,3/ 5-LV-5,0	Header, Nominal current: 14 A, Nom. voltage: 250 V, Pitch: 5 mm, Number of positions: 5, Color: black, Assembly: Soldering

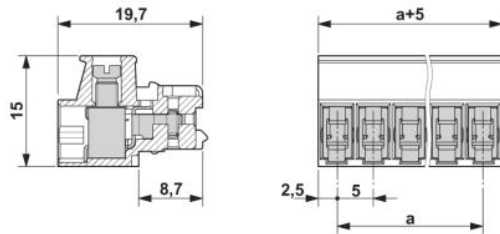
## Diagrams/Drawings

### Diagram



Derating diagram in connection with PST 1,3...-LH-5,0 pin strip;  
reduction factor=0.8; conductor cross-section=4 mm<sup>2</sup>

### Dimensioned drawing



**Address**

PHOENIX CONTACT GmbH & Co. KG  
Flachsmarktstr. 8  
32825 Blomberg, Germany  
Phone +49 5235 3 00  
Fax +49 5235 3 41200  
<http://www.phoenixcontact.com>



© 2010 Phoenix Contact  
Technical modifications reserved;