

## PC 5/ 5-STCL-7,62

Order No.: 1718407



<http://eshop.phoenixcontact.net/phoenix/treeViewClick.do?UID=1718407>

Plug component, Nominal current: 41 A, Nom. voltage: 1000 V, Pitch:  
7.62 mm, Number of positions: 5, Connection type: Screw connection,  
Color: green

### Commercial data

EAN	4046356175418
Pack	50 pcs.
Customs tariff	85366990
Weight/Piece	0.0261 KG
Catalog page information	Page 379 (CC-2009)

### Product notes

WEEE/RoHS-compliant since:  
11/23/2006



<http://www.download.phoenixcontact.com>  
Please note that the data given here has been taken from the online catalog. For comprehensive information and data, please refer to the user documentation. The General Terms and Conditions of Use apply to Internet downloads.

### Technical data

#### Dimensions / positions

Pitch	7.62 mm
Dimension a	30.48 mm
Number of positions	5
Screw thread	M3

Tightening torque, min	0.7 Nm
Tightening torque max	0.8 Nm

**Technical data**

Insulating material group	I
Rated surge voltage (III/3)	8 kV
Rated surge voltage (III/2)	8 kV
Rated surge voltage (II/2)	6 kV
Rated voltage (III/2)	1000 V
Rated voltage (II/2)	1000 V
Connection in acc. with standard	EN-VDE
Nominal current $I_N$	41 A
Nominal voltage $U_N$	1000 V
Nominal cross section	10 mm <sup>2</sup>
Maximum load current	41 A
Insulating material	PA
Inflammability class acc. to UL 94	V0
Internal cylindrical gage	A4
Stripping length	10 mm

**Connection data**

Conductor cross section solid min.	0.2 mm <sup>2</sup>
Conductor cross section solid max.	10 mm <sup>2</sup>
Conductor cross section stranded min.	0.2 mm <sup>2</sup>
Conductor cross section stranded max.	6 mm <sup>2</sup>
Conductor cross section stranded, with ferrule without plastic sleeve min.	0.25 mm <sup>2</sup>
Conductor cross section stranded, with ferrule without plastic sleeve max.	6 mm <sup>2</sup>
Conductor cross section stranded, with ferrule with plastic sleeve min.	0.25 mm <sup>2</sup>
Conductor cross section stranded, with ferrule with plastic sleeve max.	4 mm <sup>2</sup>
Conductor cross section AWG/kcmil min.	24
Conductor cross section AWG/kcmil max	10
2 conductors with same cross section, solid min.	0.2 mm <sup>2</sup>
2 conductors with same cross section, solid max.	2.5 mm <sup>2</sup>

2 conductors with same cross section, stranded min.	0.2 mm <sup>2</sup>
2 conductors with same cross section, stranded max.	4 mm <sup>2</sup>
2 conductors with same cross section, stranded, ferrules without plastic sleeve, min.	0.25 mm <sup>2</sup>
2 conductors with same cross section, stranded, ferrules without plastic sleeve, max.	1.5 mm <sup>2</sup>
2 conductors with same cross section, stranded, TWIN ferrules with plastic sleeve, min.	0.25 mm <sup>2</sup>
2 conductors with same cross section, stranded, TWIN ferrules with plastic sleeve, max.	2.5 mm <sup>2</sup>

### Certificates / Approvals



Certification CUL, UL

#### CUL

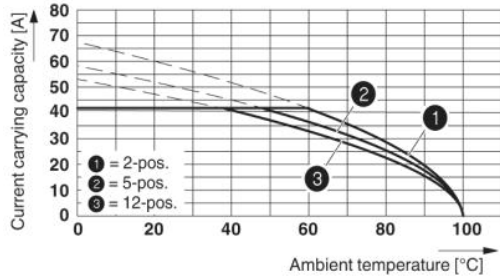
Nominal voltage $U_N$	600 V
Nominal current $I_N$	41 A
AWG/kcmil	24-8

#### UL

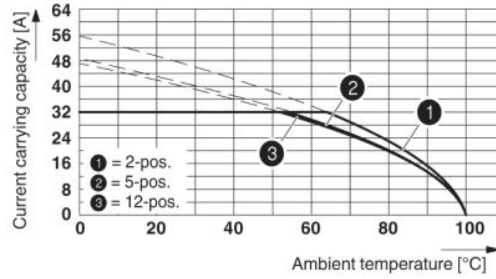
Nominal voltage $U_N$	600 V
Nominal current $I_N$	41 A
AWG/kcmil	24-8

**Diagrams/Drawings**

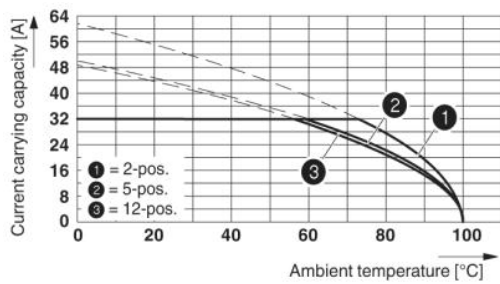
Diagram



Derating curve for: PC 5/...-ST-7,62 with PC 5/...-G-7,62  
 Conductor cross-section: 10 mm<sup>2</sup>

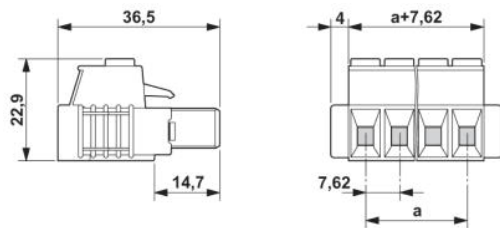


Derating curve for: PC 5/...-ST-7,62 with PC 5/...-G-7,62  
 Conductor cross-section: 6 mm<sup>2</sup>



Derating curve for: PC 5/...-ST-7,62 with IPC 5/...-ST-7,62  
 Conductor cross section 6 mm<sup>2</sup>

Dimensioned drawing



**Address**

PHOENIX CONTACT GmbH & Co. KG  
Flachsmarktstr. 8  
32825 Blomberg, Germany  
Phone +49 5235 3 00  
Fax +49 5235 3 41200  
<http://www.phoenixcontact.com>



© 2010 Phoenix Contact  
Technical modifications reserved;