


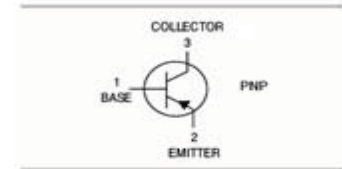
PNP General Purpose Transistor: BC856/857/858

Features:

- Low current (max.100mA)
- Low voltage (max.65v)

Applications:

- General purpose switching and amplification



SOT-23

Ordering Information

Type No.	Marking:	Package Code:
BC856A/B	3D/3A/3B	SOT-23
BC857A/B/C	3H/3E/3F/3G	SOT-23
BC858A/B/C	3J/3K/3L	SOT-23

Maximum Ratings & Characteristics: Tamb=25°C unless otherwise specified

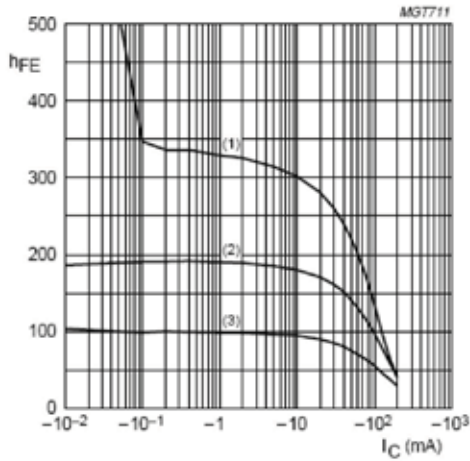
Parameter:	Symbol:	Value:	Unit:
Collector - Base Voltage - BC856 - BC857 - BC858	V_{CBO}	-80 -50 -30	V
Collector - Emitter Voltage - BC856 - BC857 - BC858	V_{CEO}	-65 -45 -30	V
Emitter - Base Voltage	V_{ebo}	-5	V
Collector Current - Continuous	I_C	-0.1	A
Collector Dissipation	P_C	250	mW
Junction and Storage Temperature	T_j, T_{stg}	-65 to +150	°C

Maximum Ratings & Characteristics: Tamb=25°C unless otherwise specified

Parameter:	Symbol:	Test Conditions:	Min:	Typ:	Max:	Unit:
Collector - Base Breakdown Voltage	$V_{(BR)CBO}$	$I_C = -10\mu A, I_E = 0$ BC856 BC857 BC858	-80 -50 -30			V
Collector - Emitter Breakdown Voltage	$V_{(BR)CEO}$	$I_C = -10mA, I_B = 0$ BC856 BC857 BC858	-65 -45 -30			V
Emmitter - Base Breakdown Voltage	$V_{(BR)EBO}$	$I_E = -1\mu A, I_C = 0$	-5			V
Collector Cut-off Current	I_{CBO}	$V_{CB} = -30V, I_E = 0$		-1	-15	nA
Emitter Cut-off Current	I_{EBO}	$V_{EB} = -5V, I_C = 0$			-0.1	μA
DC Current Gain BC856,857 BC856A,857A,858A BC856B,857B,858B BC857C,858C	h_{FE}	$V_{CE} = -5V, I_C = -2mA$	125 125 220 420		475 250 475 800	
Collector - Emitter Saturation Voltage	$V_{CE(sat)}$	$I_C = -100mA, I_B = -5mA$ $I_C = -10mA, I_B = -0.5mA$			-0.65 -0.3	V
Base - Emitter Saturation Voltage	$V_{BE(sat)}$	$I_C = -10mA, I_B = -0.5mA$ $I_C = -100mA, I_B = -5mA$		-0.7 -0.85		V
Base Emitter Voltage	V_{BE}	$I_C = -2mA, V_{CE} = -5V$ $I_C = -10mA, V_{CE} = -5V$	-0.6	-0.65	-0.75 -0.82	V
Collector Capacitance	C_C	$V_{CB} = -10V, I_E = I_C = 0$ $f = 1MHz$		4.5		pF
Transition Frequency	F	$I_C = -200\mu A, V_{CE} = -5V,$ $R_S = 2k\Omega, f = 1kHz,$ $B = 200Hz$		2	10	dB
Transition Frequency	f_T	$V_{CE} = -10, I_C = -50,$ $f = 20MH$	100			MHz

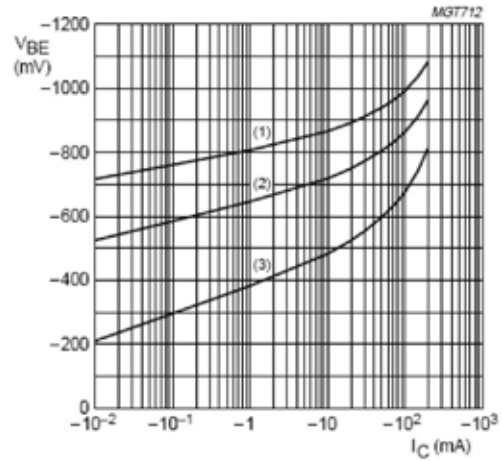
Typical Characteristics: $T_{amb}=25^{\circ}\text{C}$ unless otherwise specified

Ratings & Characteristic Curves



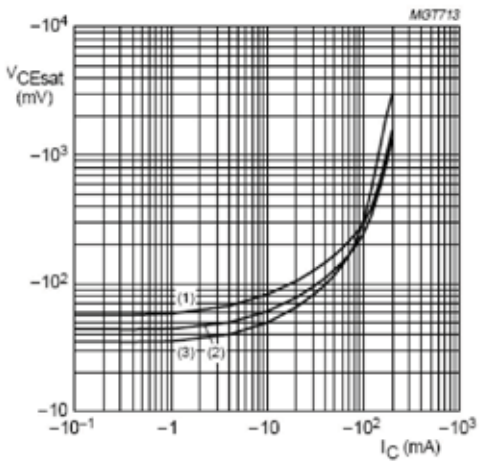
BC857A; $V_{CE} = -5\text{ V}$.
 (1) $T_{amb} = 150^{\circ}\text{C}$.
 (2) $T_{amb} = 25^{\circ}\text{C}$.
 (3) $T_{amb} = -55^{\circ}\text{C}$.

Fig.2 DC current gain as a function of collector current; typical values.



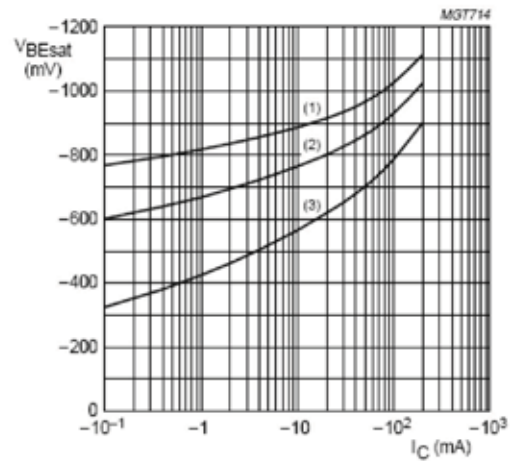
BC857A; $V_{CE} = -5\text{ V}$.
 (1) $T_{amb} = -55^{\circ}\text{C}$.
 (2) $T_{amb} = 25^{\circ}\text{C}$.
 (3) $T_{amb} = 150^{\circ}\text{C}$.

Fig.3 Base-emitter voltage as a function of collector current; typical values.



BC857A; $I_C/I_B = 20$.
 (1) $T_{amb} = 150^{\circ}\text{C}$.
 (2) $T_{amb} = 25^{\circ}\text{C}$.
 (3) $T_{amb} = -55^{\circ}\text{C}$.

Fig.4 Collector-emitter saturation voltage as a function of collector current; typical values.

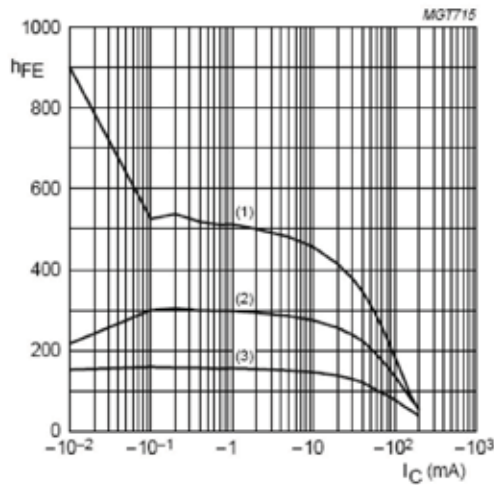


BC857A; $I_C/I_B = 20$.
 (1) $T_{amb} = -55^{\circ}\text{C}$.
 (2) $T_{amb} = 25^{\circ}\text{C}$.
 (3) $T_{amb} = 150^{\circ}\text{C}$.

Fig.5 Base-emitter saturation voltage as a function of collector current; typical values.

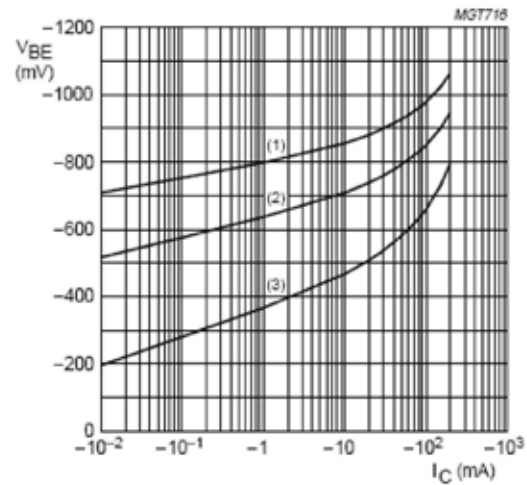
Typical Characteristics: $T_{amb}=25^{\circ}C$ unless otherwise specified

Ratings & Characteristic Curves



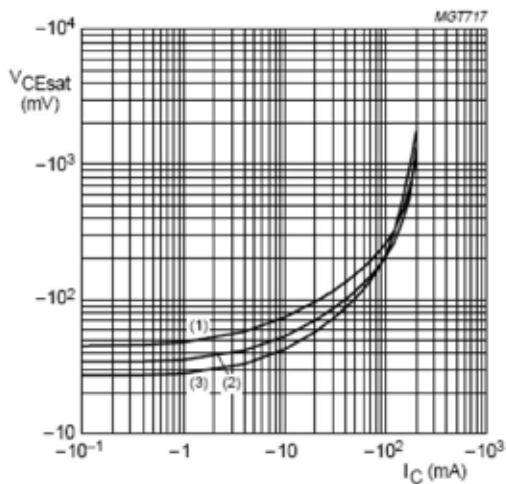
BC857B; $V_{CE} = -5V$.
 (1) $T_{amb} = 150^{\circ}C$.
 (2) $T_{amb} = 25^{\circ}C$.
 (3) $T_{amb} = -55^{\circ}C$.

Fig.6 DC current gain as a function of collector current; typical values.



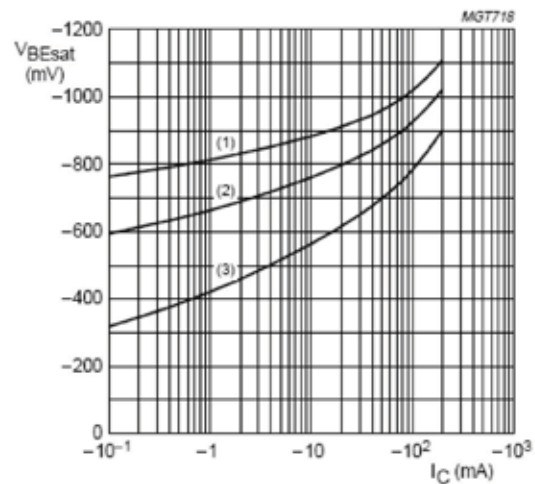
BC857B; $V_{CE} = -5V$.
 (1) $T_{amb} = -55^{\circ}C$.
 (2) $T_{amb} = 25^{\circ}C$.
 (3) $T_{amb} = 150^{\circ}C$.

Fig.7 Base-emitter voltage as a function of collector current; typical values.



BC857B; $I_C/I_B = 20$.
 (1) $T_{amb} = 150^{\circ}C$.
 (2) $T_{amb} = 25^{\circ}C$.
 (3) $T_{amb} = -55^{\circ}C$.

Fig.8 Collector-emitter saturation voltage as a function of collector current; typical values.

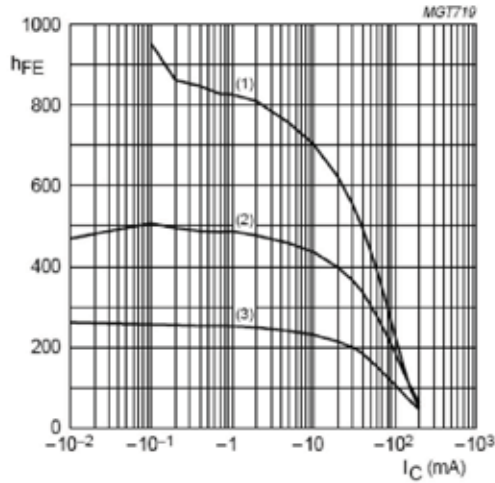


BC857B; $I_C/I_B = 20$.
 (1) $T_{amb} = -55^{\circ}C$.
 (2) $T_{amb} = 25^{\circ}C$.
 (3) $T_{amb} = 150^{\circ}C$.

Fig.9 Base-emitter saturation voltage as a function of collector current; typical values.

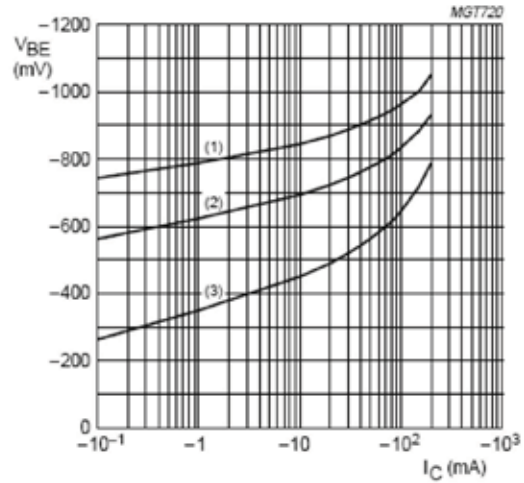
Typical Characteristics: $T_{amb}=25^{\circ}\text{C}$ unless otherwise specified

Ratings & Characteristic Curves



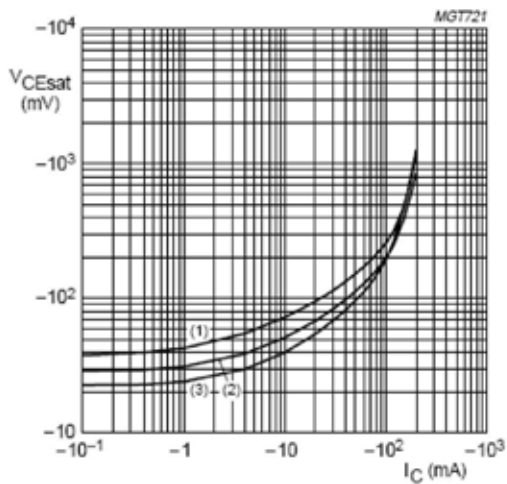
BC857C; $V_{CE} = -5\text{ V}$.
 (1) $T_{amb} = 150^{\circ}\text{C}$.
 (2) $T_{amb} = 25^{\circ}\text{C}$.
 (3) $T_{amb} = -55^{\circ}\text{C}$.

Fig.10 DC current gain as a function of collector current; typical values.



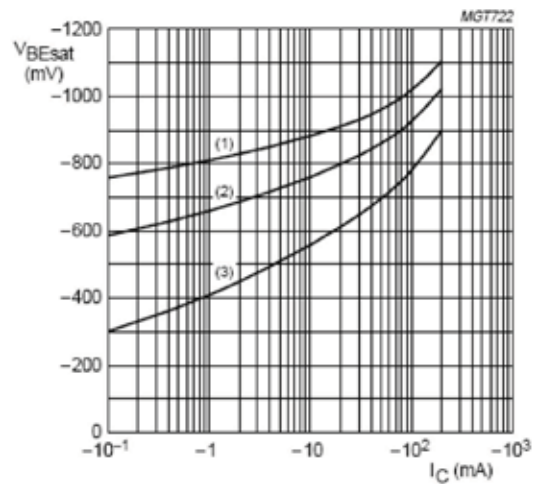
BC857C; $V_{CE} = -5\text{ V}$.
 (1) $T_{amb} = -55^{\circ}\text{C}$.
 (2) $T_{amb} = 25^{\circ}\text{C}$.
 (3) $T_{amb} = 150^{\circ}\text{C}$.

Fig.11 Base-emitter voltage as a function of collector current; typical values.



BC857C; $I_C/I_B = 20$.
 (1) $T_{amb} = 150^{\circ}\text{C}$.
 (2) $T_{amb} = 25^{\circ}\text{C}$.
 (3) $T_{amb} = -55^{\circ}\text{C}$.

Fig.12 Collector-emitter saturation voltage as a function of collector current; typical values.



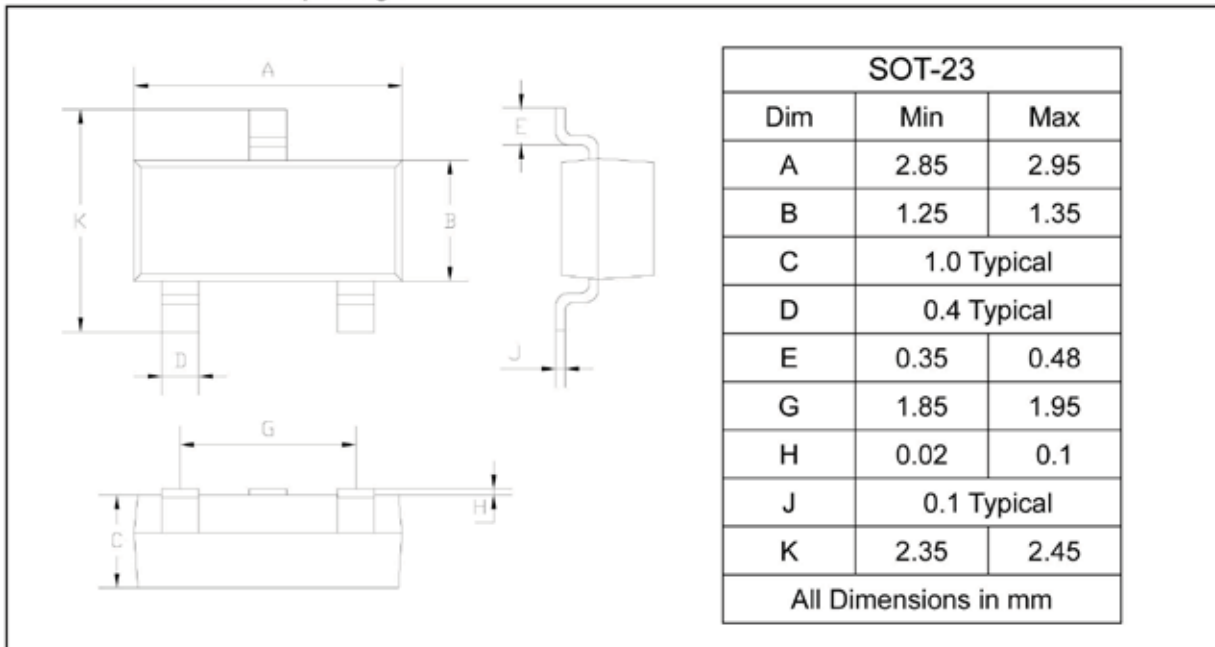
BC857C; $I_C/I_B = 20$.
 (1) $T_{amb} = -55^{\circ}\text{C}$.
 (2) $T_{amb} = 25^{\circ}\text{C}$.
 (3) $T_{amb} = 150^{\circ}\text{C}$.

Fig.13 Base-emitter saturation voltage as a function of collector current; typical values.

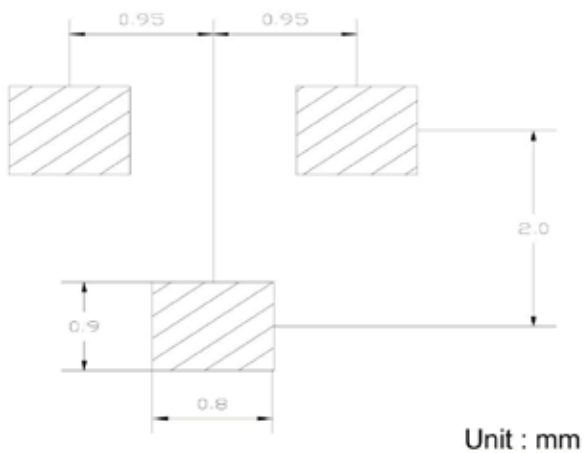
Package Outline

Plastic surface mounted package

SOT-23



SOLDERING FOOTPRINT



PACKAGE INFORMATION

Device	Package	Shipping
BC856/857/858	SOT-23	3000/Tape&Reel