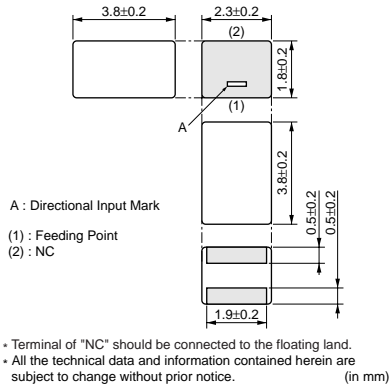


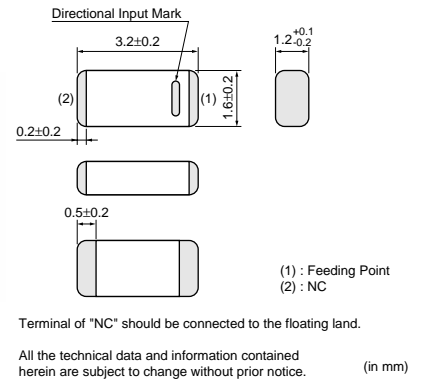
Chip Multilayer Antennas



LDA2H Series



LDA31 Series



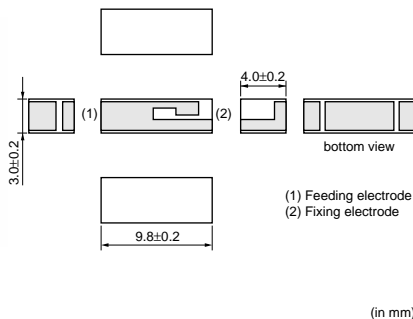
Part Number	Nominal Center Frequency at Input V.S.W.R (fo) (MHz)	Tolerance of Center Frequency at Input V.S.W.R (MHz)	Nominal Impedance (ohm)	Power Capacity (mW)
LDA2H2G6540G-254	2650.0	2650.0 ±58 MHz	50	500 max.
LDA312G7313F-237	2730.0	2730.0 ±68.0 MHz	50	500 max.
LDA312G8513F-238	2850.0	2850.0 ±72.0 MHz	50	500 max.
LDA312G9813F-239	2980.0	2980.0 ±75.0 MHz	50	500 max.
LDA313G0313F-240	3030.0	3030.0 ±76.0 MHz	50	500 max.
LDA313G1413F-241	3140.0	3140.0 ±79.0 MHz	50	500 max.
LDA313G2713F-242	3270.0	3270.0 ±82.0 MHz	50	500 max.
LDA313G3313F-243	3330.0	3330.0 ±84.0 MHz	50	500 max.
LDA313G5813F-244	3580.0	3580.0 ±90.0 MHz	50	500 max.
LDA313G8813F-245	3880.0	3880.0 ±98.0 MHz	50	500 max.
LDA315G2013F-246	5200.0	5200.0 ±135.0 MHz	50	500 max.
LDA315G5013F-247	5500.0	5500.0 ±143.0 MHz	50	500 max.
LDA315G8013F-248	5800.0	5880.0 ±151.0 MHz	50	500 max.
LDA316G0013F-249	6000.0	6000.0 ±157.0 MHz	50	500 max.
LDA316G2013F-250	6200.0	6200.0 ±162.0 MHz	50	500 max.
LDA317G8013A-251	7800.0	7800.0 ±225.0 MHz	50	500 max.

Operating Temperature: -40°C to +85°C

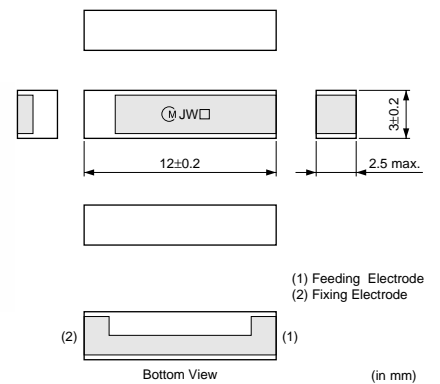
Chip Dielectric Antennas



ANCG12G44SAA129

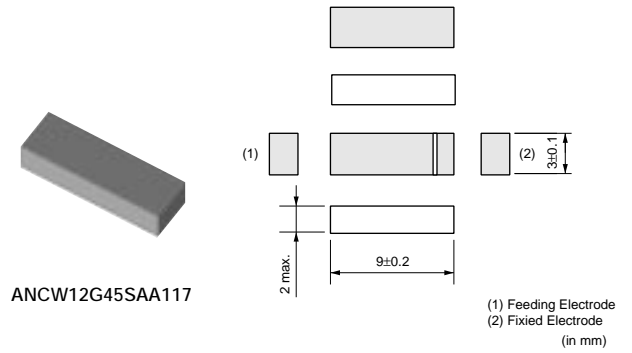
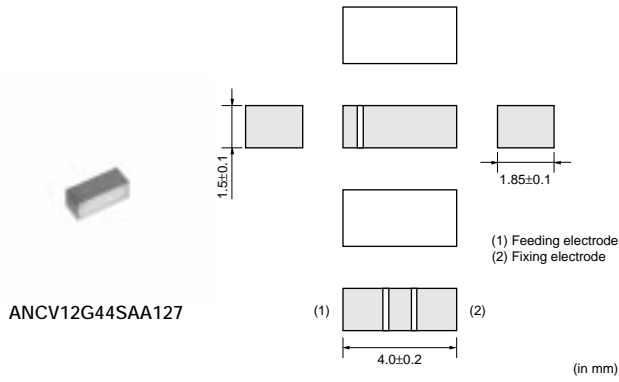


ANCM11G57SAA089



Continued on the following page.

Continued from the preceding page.



Part Number	Fo (MHz)	Bandwidth (MHz)	VSWR (max.)
ANCG12G44SAA129	2442.0	68	3.0
ANCM11G57SAA089	1575.42	2	3.0
ANCM12G45SAA075	2450.0	100	2.5
ANCV12G44SAA127	2442.0	84	3.5
ANCW12G45SAA117	2450.0	100	2.5

ANCG series are available on ground plane. Please contact us for detail specifications.