

# MINI MCR-SL-UI-UI-NC

Order No.: 2864150



<http://eshop.phoenixcontact.de/phoenix/treeViewClick.do?UID=2864150>


3-way isolating amplifier for the electrical isolation of analog signals, I/O can be configured via DIP switches, with screw connection, standard configuration



Commercial data	
EAN	4017918956615
sales group	H520
Pack	1 pcs.
Customs tariff	85437090
Weight/Piece	0.0739 KG
Catalog page information	Page 330 (IF-2009)

**Product notes**

WEEE/RoHS-compliant since: 11/17/2006



<http://www.download.phoenixcontact.com>  
Please note that the data given here has been taken from the online catalog. For comprehensive information and data, please refer to the user documentation. The General Terms and Conditions of Use apply to Internet downloads.

Technical data	
<b>Input data</b>	
Configurable/programmable	Yes, unconfigured

Voltage input signal	0 V ... 10 V
	0 V ... 5 V
	1 V ... 5 V
	2 V ... 10 V
Current input signal	0 mA ... 20 mA
	4 mA ... 20 mA
Max. input voltage	30 V
Max. input current	50 mA
Input resistance of voltage input	Approx. 100 k $\Omega$
Input resistance current input	Approx. 50 $\Omega$

#### Output data

Configurable/programmable	Yes, unconfigured
Voltage output signal	0 V ... 10 V
	0 V ... 5 V
	1 V ... 5 V
	2 V ... 10 V
Current output signal	0 mA ... 20 mA (please indicate any different setting when ordering)
	4 mA ... 20 mA
Max. output voltage	Approx. 12.5 V
Max. output current	28 mA
Load/output load voltage output	$\geq$ 10 k $\Omega$
Load/output load current output	< 500 $\Omega$ (at 20 mA)

#### Power supply

Nominal supply voltage	24 V DC
Range of supply voltages	19.2 V DC ... 30 V DC (to bridge the supply voltage, the DIN rail connector (ME 6,2 TBUS-2 1,5/5-ST-3,81 GN, Order No. 2869728) can be used. It can be snapped onto a 35 mm DIN rail according to EN 60715)
Max. current consumption	< 19 mA (Current output, at 24 V DC incl. load)
	< 9 mA (Voltage output, at 24 V DC incl. load)
Power consumption	< 450 mW (Current output)
	< 200 mW (Voltage output)

#### Connection data

Type of connection	Screw connection
--------------------	------------------

Conductor cross section solid min.	0.14 mm <sup>2</sup>
Conductor cross section solid max.	2.5 mm <sup>2</sup>
Conductor cross section stranded min.	0.2 mm <sup>2</sup>
Conductor cross section stranded max.	2.5 mm <sup>2</sup>
Conductor cross section AWG/kcmil min.	26
Conductor cross section AWG/kcmil max	12
Stripping length	12 mm
Screw thread	M3

**General data**

No. of channels	1
Width	6.2 mm
Height	93.1 mm
Depth	102.5 mm
Transmission error, max.	≤ 0.1 % (of end value) < 0.4 % (Without adjustment)
Maximum temperature coefficient	< 0.01 %/K
Temperature coefficient, typical	< 0.002 %/K
Limit frequency (3 dB)	Approx. 100 Hz
Step response (10-90%)	Approx. 3.2 ms
Protective circuitry	Transient protection
Ambient temperature (operation)	-20 °C ... 65 °C
Ambient temperature (storage/transport)	-40 °C ... 85 °C
Degree of protection	IP20
Pollution degree	2
Surge voltage category	II
Emitted interference	EN 61000-6-4
Immunity to interference	EN 61000-6-2:2005
Color	green
Housing material	PBT
Mounting position	Any
Assembly instructions	The DIN rail bus connector (T-BUS) can be used for bridging the supply voltage. It can be snapped onto a 35 mm EN 60715 DIN rail.
Conformity	CE compliant
ATEX	<input type="checkbox"/> II 3 G Ex nA II T4 X
UL, USA / Canada	UL 508 Recognized

GL	GL EMC 2 D
----	------------

**Certificates / Approvals**



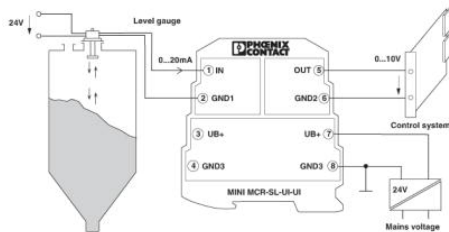
Certification: CUL, GL, UL  
 Certification Ex: CUL-EX LIS, UL-EX LIS

**Accessories**

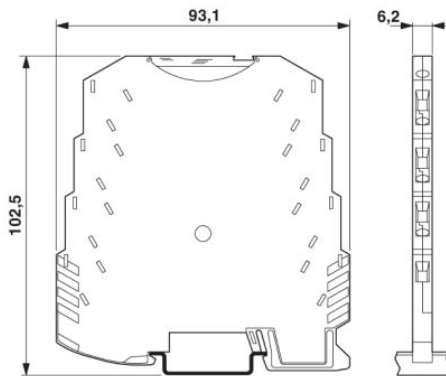
Item	Designation	Description
<b>General</b>		
2308111	MINI MCR DKL	Fold up transparent cover for MINI MCR modules with additional labeling option using insert strips and flat Zack marker strip 6.2 mm
2810272	MINI MCR-DKL-LABEL	Label for extended marking of MINI MCR modules in connection with the MINI MCR-DKL
2864134	MINI MCR-SL-PTB	MCR power terminal block for supplying several MINI Analog modules via the DIN rail connectors, with screw connection, current consumption up to max. 2 A
2864147	MINI MCR-SL-PTB-SP	MCR power terminal block for supplying several MINI-ANALOG modules via the DIN rail connectors, with spring-cage connection, current consumption up to max. 2 A
2811268	MINI MCR-SL-V8-FLK 16-A	Eight MINI analog signal converters with screw connection method can be connected to a control system using a system adapter and system cabling with a minimum of wiring and very low error risk.
2866653	MINI-PS-100-240AC/24DC/1.5/EX	DIN rail power supply unit, primary-switched mode, slim design, output: 24 V DC / 1.5 A, ATEX approval
2866983	MINI-SYS-PS-100-240AC/24DC/1.5	DIN rail power supply unit, primary-switched mode, slim design, output: 24 V DC / 1.5 A

## Diagrams/Drawings

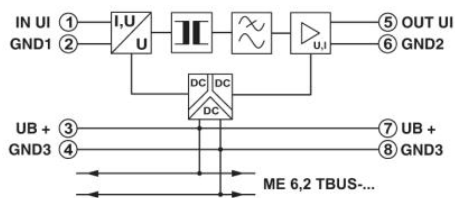
### Application drawing



### Dimensioned drawing



### Circuit diagram



Approbationslogos (EX-Bereich)

---



**Address**

PHOENIX CONTACT Deutschland GmbH  
Flachmarktstr. 8  
32825 Blomberg, Germany  
Phone +49 5235 3 12000  
Fax +49 5235 3 41200  
<http://www.phoenixcontact.de>



© 2010 Phoenix Contact  
Technical modifications reserved;