


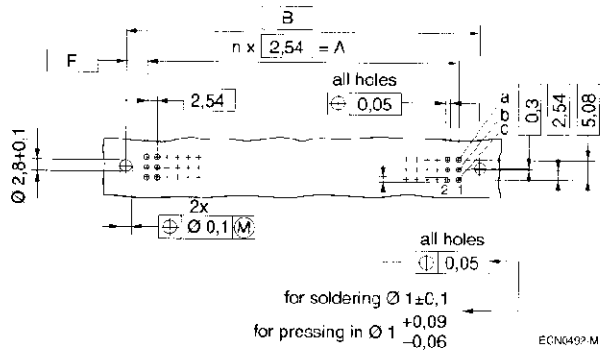
Type C Connectors (Continued)

Female Connectors, Solder

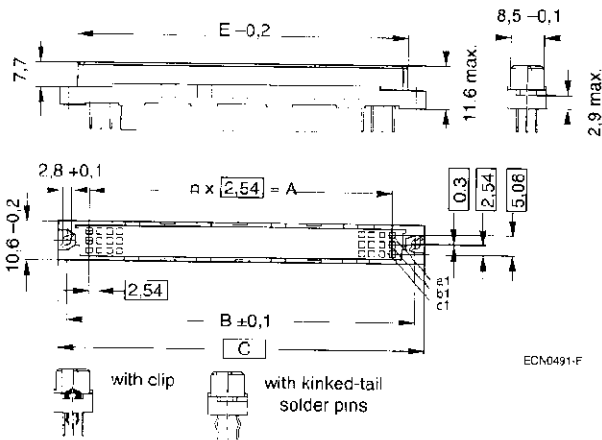


(Coding Version Shown)

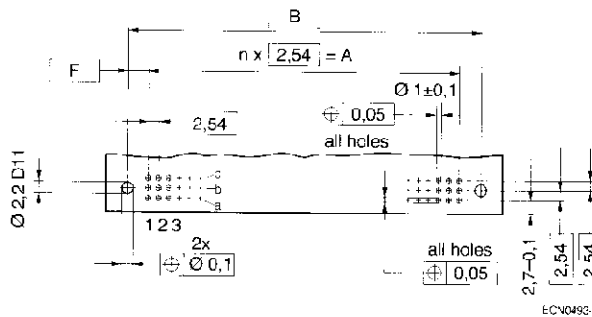
ECN0607-d



Mounting Holes (component side) for Printed Circuits



Schematic Depiction in Accordance with DIN



Mounting Holes (component side) for Printed Circuits. (For connectors with soldering pins angled at 90°.)

Type	n	A	B	C	D	E	F
C	31	78,74	90	95	85	85	5,63
C/2	15	38,1	50	55	45	44,36	5,95
C/3	9	22,86	34,76	39,76	30	29,12	5,95

Dimensions in mm

**Part Number Table
 IEC Type C Female Connectors**

	No. Positions	Rows	DIN Level	Connector	Length	Part Number
Third Length C/3	30	A,B,C	II	Straight	2,9 mm	8-1393640-0
					4,5 mm	2-1393641-0 ¹
Half Length C/2	48	A,B,C	II	Straight	2,9 mm	8-1393640-5 ¹
					4,5 mm	2-1393641-5 ¹
Full Length C	64	A,C	II	Straight	2,9 mm	9-1393640-3 ¹
					4,5 mm	3-1393641-5 ¹
	96	A,B,C	II	Straight	2,9 mm	9-1393640-2 ¹
					4,5 mm	3-1393641-1 ¹

¹Available with mounting clip by request.

Note: Performance Level I available upon request.