

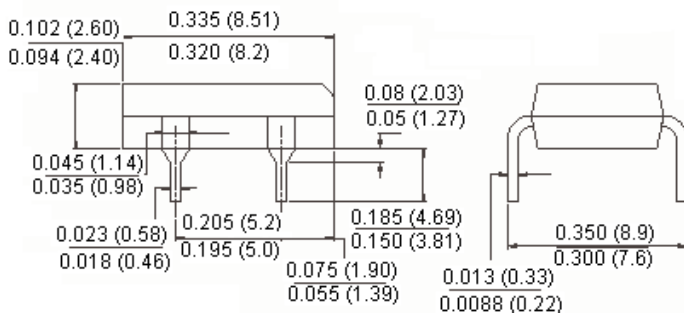
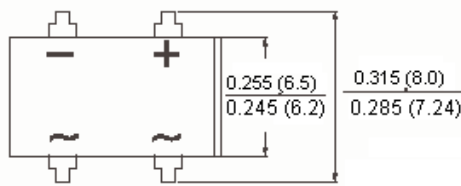
DBL(S)- Series



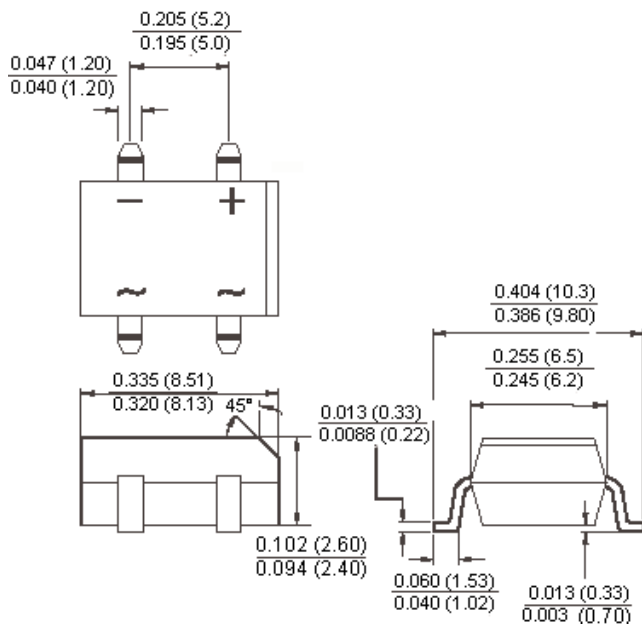
Features:

- Glass passivated junction.
- Ideal for printed circuit board.
- Reliable low cost construction utilizing moulded plastic technique.
- High temperature soldering guaranteed: 260°C/10 seconds/0.375 inch (9.5mm) lead length at 5 lbs., (2.3kg) tension.
- Small size, simple installation.
- pure tin plated terminal, lead free. leads solderable per MIL-STD-202, Method 208.
- High surge current capability.

DBL



DBLS



Dimensions : Inches (Millimetres)



Maximum Ratings and Electrical Characteristics

Rating at 25°C ambient temperature unless otherwise specified.

Single phase, half wave, 60Hz, resistive or inductive load.

For capacitive load, derate current by 20%.

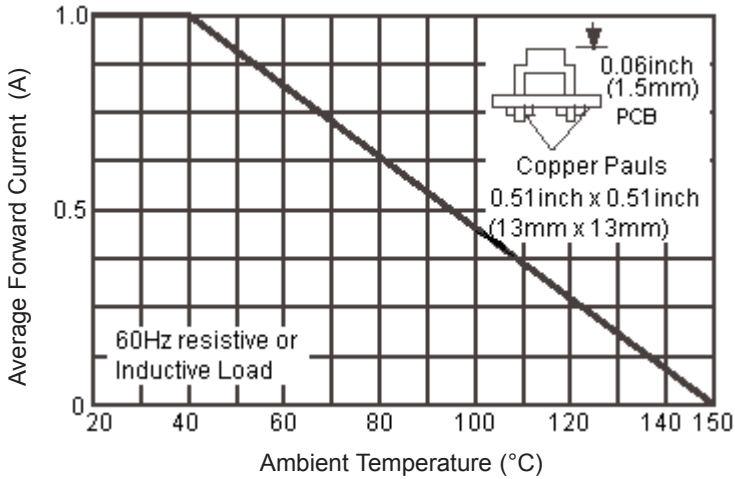
Type Number	Symbol	DBL 101G	DBL 102G	DBL 103G	DBL 104G	DBL 105G	DBL 106G	DBL 107G	Units
		DBLS 101G	DBLS 102G	DBLS 103G	DBLS 104G	DBLS 105G	DBLS 106G	DBLS 107G	
Maximum Recurrent Peak Reverse Voltage	V_{RRM}	50	100	200	400	600	800	1000	V
Maximum RMS Voltage	V_{RMS}	35	70	140	280	420	560	700	
Maximum DC Blocking Voltage	V_{DC}	50	100	200	400	600	800	1000	
Maximum Average Forward Rectified Current at $T_A = 40^\circ\text{C}$	$I_{(AV)}$	1.0							A
Peak Forward Surge Current, 8.3ms Single Half Sine-wave Superimposed on Rated Load (JEDEC method)	I_{FSM}	50							
Maximum Instantaneous Forward Voltage at 1.0A	V_F	1.1							V
Maximum DC Reverse Current at $T_A = 25^\circ\text{C}$ at Rated DC Blocking Voltage at $T_A = 125^\circ\text{C}$	I_R	10 500							μA μA
Typical Junction Capacitance	C_j	25							pF
Typical Thermal Resistance (Note 1)	$R_{\theta JA}$ $R_{\theta JL}$	40 15							$^\circ\text{C/W}$
Operating Temperature Range	T_J	-55 to +150							$^\circ\text{C}$
Storage Temperature Range	T_{STG}								

Notes : 1. Thermal Resistance from Junction to Ambient and from Junction to Lead Mounted on PCB with 0.2 x 0.2 inches (5 x 5mm) Copper Pads.

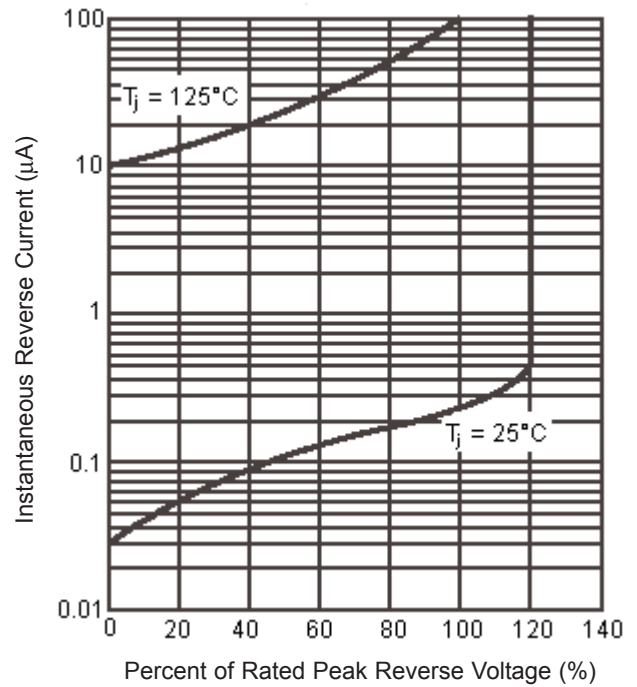
2. DBLS for Surface Mount Package.

Ratings and Characteristic Curves (DBL 101G thru DBL 107G)

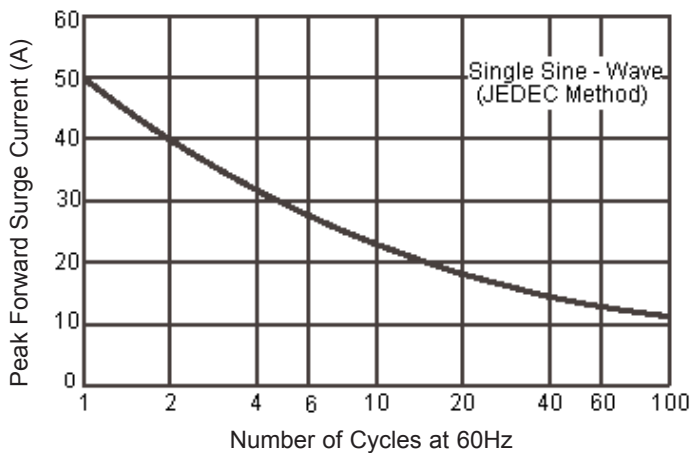
Maximum Derating Curve for Output Rectified Current



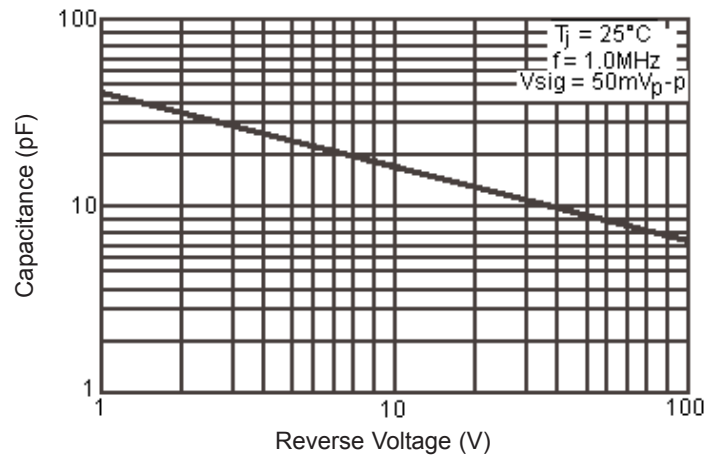
Typical Reverse Characteristics Per Bridge Element



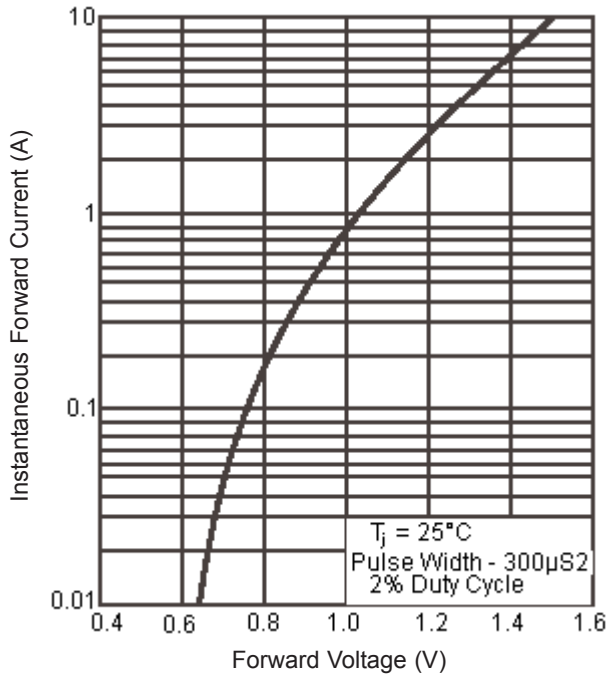
Maximum Non-repetitive Peak Forward Surge Current



Typical Junction Capacitance Per Bridge Element



Typical Forward Characteristics
Per Bridge Element



Part Number Table

Description	Part Number
Bridge Rectifier, 1A, 100V	DBL102G
Bridge Rectifier, 1A, 200V	DBL103G
Bridge Rectifier, 1A, 400V	DBL104G
Bridge Rectifier, 1A, 600V	DBL105G
Bridge Rectifier, 1A, 800V	DBL106G
Bridge Rectifier, 1A, 1000V	DBL107G
Bridge Rectifier, 1A, 50V	DBLS101G
Bridge Rectifier, 1A, 100V	DBLS102G
Bridge Rectifier, 1A, 200V	DBLS103G
Bridge Rectifier, 1A, 400V	DBLS104G
Bridge Rectifier, 1A, 600V	DBLS105G
Bridge Rectifier, 1A, 800V	DBLS106G
Bridge Rectifier, 1A, 1000V	DBLS107G

Notes:

International Sales Offices:

	AUSTRALIA – Farnell Tel No: ++61 1300 361 005 Fax No: ++61 1300 361 225		FINLAND – Farnell Tel No: ++ 358 9 560 7780 Fax No: ++ 358 9 345 5411		ITALY – Farnell Tel No: ++ 39 02 93 995 200 Fax No: ++ 39 02 93 995 300		SPAIN – Farnell Tel No: 901 20 20 80 Fax No: 901 20 20 90
	AUSTRIA – Farnell Tel No: ++ 43 662 2180 680 Fax No: ++ 43 662 2180 670		FRANCE – Farnell Tel No: ++ 33 474 68 99 99 Fax No: ++ 33 474 68 99 90		MALAYSIA – Farnell-Newark Tel No: ++ 60 3 7873 8000 Fax No: ++ 60 3 7873 7000		SWEDEN – Farnell Tel No: ++ 46 8 730 50 00 Fax No: ++ 46 8 83 52 62
	BELGIUM – Farnell Tel No: ++ 32 3 475 2810 Fax No: ++ 32 3 227 3648		GERMANY – Farnell Tel No: ++ 49 89 61 39 39 39 Fax No: ++ 49 89 613 59 01		NETHERLANDS – Farnell Tel No: ++ 31 30 241 7373 Fax No: ++ 31 30 241 7333		SWITZERLAND – Farnell Tel No: ++ 44 204 64 64 Fax No: ++ 44 204 64 54
	BRAZIL – Farnell-Newark Tel No: ++ 55 11 4066 9400 Fax No: ++ 55 11 4066 9410		HONG KONG – Farnell-Newark Tel No: ++ 852 2268 9888 Fax No: ++ 852 2268 9899		NEW ZEALAND – Farnell Tel No: 0800 90 80 80 Fax No: 0800 90 80 81		UK – Farnell Tel No: ++ 44 8701 200 200 Fax No: ++ 44 8701 200 201
	CHINA – Farnell-Newark Tel No: ++86 10 6238 5152 Fax No: ++86 10 6238 5022		HUNGARY - Farnell Tel No: ++ 44 870 1200 208 Fax No: ++ 44 870 1200 209		NORWAY – Farnell Tel No: 800 146 70 Fax No: 800 146 76		UK – CPC ++ 44 8701 202 530 ++ 44 8701 202 531
	CZECH REPUBLIC - Farnell Tel No: ++ 44 870 1200 208 Fax No: ++ 44 870 1200 209		INDIA - Farnell Tel No: ++ 44 870 1200 208 Fax No: ++ 44 870 1200 209		PORTUGAL – Farnell Tel No: ++ 34 93 475 8804 Fax No: ++ 34 93 474 5288		USA – Newark Tel No: 800 463 9275
	DENMARK – Farnell Tel No: ++ 45 44 53 66 44 Fax No: ++ 45 44 53 66 06		IRELAND – Farnell Tel No: ++ 353 1 830 9277 Fax No: ++ 353 1 830 9016		RUSSIA – Farnell Tel No: ++ 44 870 1200 208 Fax No: ++ 44 870 1200 209	export EXPORT – Farnell Tel No: ++ 44 8701 200 208 Fax No: ++ 44 8701 200 209 For enquiries from all other markets	
	ESTONIA – Farnell Tel No: ++ 358 9 560 7780 Fax No: ++ 358 9 345 5411		ISRAEL – Farnell Tel No: ++ 180 937 0015 Fax No: ++ 180 937 0014		SINGAPORE – Farnell-Newark Tel No: ++ 65 6788 0200 Fax No: ++ 65 6788 0300	http://www.farnell.com http://www.newark.com http://www.cpc.co.uk	

Disclaimer This data sheet and its contents (the "Information") belong to the Premier Farnell Group (the "Group") or are licensed to it. No licence is granted for the use of it other than for information purposes in connection with the products to which it relates. No licence of any intellectual property rights is granted. The Information is subject to change without notice and replaces all data sheets previously supplied. The Information supplied is believed to be accurate but the Group assumes no responsibility for its accuracy or completeness, any error in or omission from it or for any use made of it. Users of this data sheet should check for themselves the Information and the suitability of the products for their purpose and not make any assumptions based on information included or omitted. Liability for loss or damage resulting from any reliance on the Information or use of it (including liability resulting from negligence or where the Group was aware of the possibility of such loss or damage arising) is excluded. This will not operate to limit or restrict the Group's liability for death or personal injury resulting from its negligence. SPC Multicomp is the registered trademark of the Group. © Premier Farnell plc 2008.