

Barrier Type Blocks designed for Rail Mounting (TS15) or Panel Mounting Fixing Pin or Screw.

Configuration: Any number of poles can be supplied to customer requirements with a choice of 6.3 × 0.8 mm brass tabs for up to six connections per pole or an M4 screw connection on either or both sides of pole.
Maximum size panel thickness 1 mm.

Optional: Standard Profile Barrier

Optional: Low Profile Barrier

How to Order:

Select appropriate cat. number (2001 or 2002) and add suffix per pole:

2001/5/A2/AB2/B1/5

(Standard Profile Barrier/5 pole/from left to right: A tab-2 poles, AB tab-2 poles, B tab-1 pole)

Supply a sketch/drawing on the attached sheet specifying the number of poles and terminal arrangement required for each pole, from left to right of block, with male end on left.








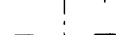
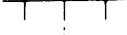



















Any Tab configuration can be manufactured to your specification.

Terminal housing: Nylon 6.6-White

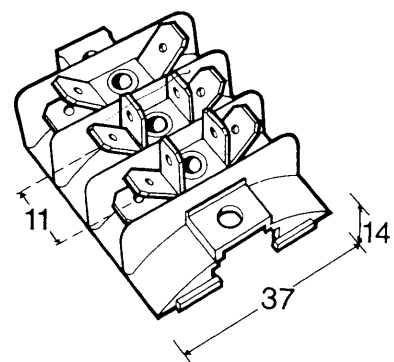
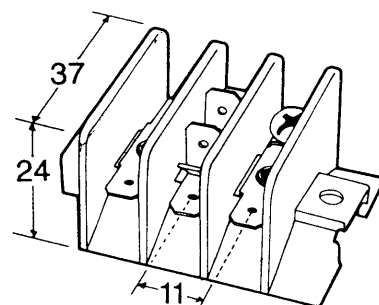
Flammability rating: UL94-V2

Continuous working temp.: 105°C

Approvals: UR

	Insert Configuration	Description	Cat. No.
A		Double tab	2001
B		Double tab	
C		Double tab	
D		Single tab	
E		Single tab	
F		Single tab	
G		Single tab Single screw	
L		Double screw	
AB		Four tab	
AC		Four tab	
AE		Triple tab	2002
AF		Triple tab	
BC		Four tab	
BD		Triple tab	
BF		Triple tab	
CD		Triple tab	
CE		Triple tab	
CG		Triple tab Single screw	
CL		Double tab Double screw	
EG		Double tab Single screw	
FG		Double tab Single screw	
FL		Single tab Double screw	
ABC		Six tab	
ABF		Five tab	
BCD		Five tab	
CEG		Four tab Single screw Triple tab	
EFG		Single screw Triple tab Single screw	
EFG		Single screw Triple tab Single screw	

16 Amp Fast on Connectors



ACCESSORIES

998	Fixing Pin
2091.0	Din Rail Steel
2092.0	Din Rail Slotted Steel
2378.0	Din Rail Slotted Aluminium

For a detailed order form, please see overleaf.

All dimensions given in mm