



POWER SAW GUIDE

PRECISION CUTTING GUIDE FOR ANY CIRCULAR SAW OR ROUTER

True Cut



Converts any Circular Saw into a Radial-Arm Saw and more...!

SUITABLE FOR ANY CIRCULAR SAW UP TO 260mm (10")


AS SEEN ON TV



Circular Saw not included





Cuts upto 50mm (2") thick and 500mm (20") wide.



Precision calibrated & magnified for ease of use.

Worldwide Patents apply



1



2



3

Unique Automatic Angle Copy Mitre System.

DESIGNED & MANUFACTURED BY: TCL PRODUCTS LTD, HADLEIGH HOUSE, 213 PORTLAND ROAD, HOVE, UK
www.tclproducts.co.uk