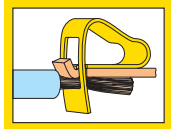
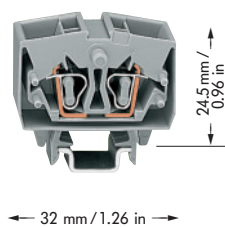
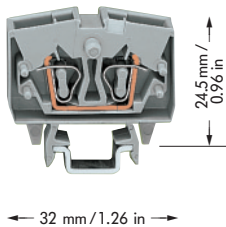


Miniature Through/Ground (Earth) Conductor and Terminal Blocks 2.5 mm²/AWG 12 for DIN 15 Rail, Series 264



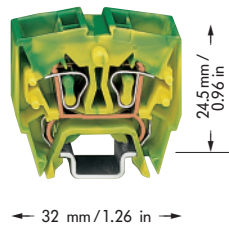
4
5

<p>0.08 – 2.5 mm² AWG 28 – 12 800 V/8 kV/3 ① 600 V, 20 A ② 24 A 600 V, 20 A ③</p> <p>Terminal block width 6 mm / 0.236 in 8 – 9 mm / 0.33 in</p> <p>* VDE IEC CCA KEMA ④ ⑤ ⑥ ⑦ ⑧ ⑨ ⑩ ⑪ ⑫ ⑬ ⑭ ⑮ ⑯ ⑰ ⑱ ⑲ ⑳ ㉑ ㉒ ㉓ ㉔ ㉕ ㉖ ㉗ ㉘ ㉙ ㉚ ㉛ ㉜ ㉝ ㉞ ㉟ ㊱ ㊲ ㊳ ㊴ ㊵ ㊶ ㊷ ㊸ ㊹ ㊺ ㊻ ㊼ ㊽ ㊾ ㊿</p>	<p>2 x 0.08 – 2.5 mm² 2 x AWG 28 – 12 800 V/8 kV/3 ① 600 V, 20 A ② 24 A 600 V, 20 A ③</p> <p>Terminal block width 10 mm / 0.394 in 8 – 9 mm / 0.33 in</p> <p>* VDE IEC CCA KEMA ④ ⑤ ⑥ ⑦ ⑧ ⑨ ⑩ ⑪ ⑫ ⑬ ⑭ ⑮ ⑯ ⑰ ⑱ ⑲ ⑳ ㉑ ㉒ ㉓ ㉔ ㉕ ㉖ ㉗ ㉘ ㉙ ㉚ ㉛ ㉜ ㉝ ㉞ ㉟ ㊱ ㊲ ㊳ ㊴ ㊵ ㊶ ㊷ ㊸ ㊹ ㊺ ㊻ ㊼ ㊽ ㊾ ㊿</p>	<p>Accessories series 264 for DIN 15 rail</p>
---	--	---




Item No.	Pack. unit pcs	Item No.	Pack. unit pcs
2-conductor through terminal blocks, for DIN 15 rail		4-conductor through terminal blocks, for DIN 15 rail	
grey 264-701 ①	100	grey 264-721 ①	100
blue 264-704 ②	100	blue 264-724 ②	100
orange 264-706 ③	100	orange 264-726 ③	100
light grey ④ 264-120 ④	100	light grey ④ 264-220 ④	100

- ① 800 V = rated voltage
8 kV = rated surge voltage
3 = pollution degree
(see also section 15)
- ② Suitable for EEx i applications
- ④ Suitable for EEx e II applications
0.5 – 2.5 mm² AWG 20 – 12
750 V~, 23 A
(see also section 13)
- ③ Test current in case of touch contacting 0.5 A max., 6 A if the test pins are firmly connected in the clamping units.
Max. test voltage 400 V/800 V only in test equipment, respecting relevant air and creepage distances. In case of touch contacting the max. test voltage must not exceed 48 V, test pins are not touchproof.
- ④ For marking possibilities see section 14.
Direct printing of assemblies contact factory.




Item No.	Pack. unit pcs
4-conductor ground (earth) term. bl., for DIN 15 rail	
green-yellow 264-727 ⑤	100
green-yellow ④ 264-727/999-950 ⑤	100

Application notes



Testing using CAGE CLAMP® connection on the current bar – max. nominal current 6 A.
The CAGE CLAMP® clamps individual test contacts.



Testing with touch contact at the CAGE CLAMP® connection made of spring steel – limited to a current of 0.5 A max.

Item No.	Pack. unit pcs
End and intermediate plate, 4 mm/0.157 in thick	
orange 264-369	25
grey 264-368	25
light grey 264-370	25
Separator for EEx e/EEx i applications,	
4 mm/0.157 in thick	
66 mm/2.598 in wide	
orange 264-367	25
Comb type jumper bar, insulated, I_N 16 A, grey	
2-way 264-402 200 (8 x 25)	
reduce wire to 1.5 mm ² /AWG 16 max.	
Alternate comb type jumper bar, insulated,	
I _N = I _N of terminal block	
for 2-conductor terminal blocks	
2-way 281-492	100 (4 x 25)
Alternate comb type jumper bar, insulated,	
I _N = I _N of terminal block	
for 4-conductor terminal blocks	
2-way 280-492	200 (8 x 25)
Test plug modul, modular, see also page 10.15	
test current 0.5 A/6 A ③	
for 2-conductor terminal blocks	
6 mm wide 249-136	100 (4 x 25)
test voltage 400 V/48 V ③	
for 4-conductor terminal blocks	
10 mm wide 249-139	100 (4 x 25)
test voltage 800 V/48 V ③	
Test plug, with cable 500 mm/17.7"	
2 mm Ø, red 210-136	50 (5 x 10)
2.3 mm Ø, yel. 210-137	50 (5 x 10)
Operating tool, insulated,	
for comp type jumper bar	
2-way 280-432	1
Miniature WSB quick marking card,	
10 strips with 10 markers each, white with black printing see section 14	
Screwless end stop, for DIN 15 rail	
6 mm wide 249-101	25
Carrier rail DIN 15, 15 x 5.5 mm/0.59 x 0.217 in, 1 mm/0.039 in thick, acc. to DIN EN 60715, steel, zinc plated a. yellow chromated, 2 m/6'6" long slotted	
210-111	1
Carrier rail DIN 15, 15 x 5.5 mm/0.59 x 0.217 in, 1 mm/0.039 in thick, acc. to DIN EN 60715, steel, zinc plated a. yellow chromated, 2 m/6'6" long unslotted	
210-295	1
Carrier rail DIN 15, 15 x 5.5 mm/0.59 x 0.217 in/ 1 mm/0.039 in thick, acc. to DIN EN 60715, aluminum, 2 m/6'6" long unslotted	
210-296	1

* For further approvals with corresponding ratings see section 15.