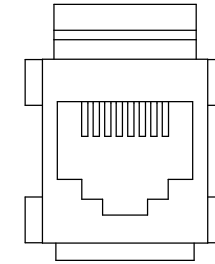
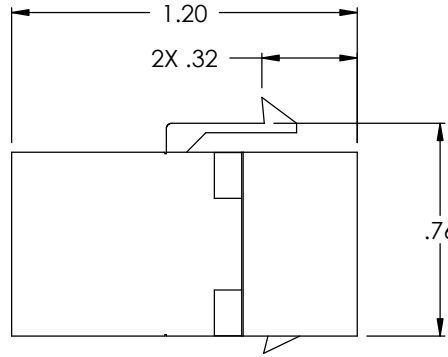
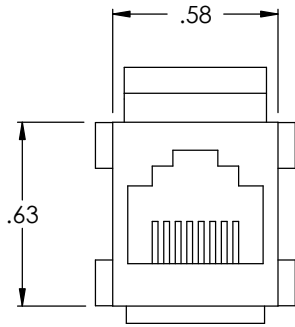


THE INFORMATION CONTAINED IN THIS DRAWING IS THE SOLE PROPERTY OF L-COM, INC. ANY REPRODUCTION IN PART OR WHOLE WITHOUT THE WRITTEN PERMISSION OF L-COM, INC. IS PROHIBITED.

REVISIONS			
REV	DESCRIPTION	DATE	APPROVED
B	REMOVED REFERENCE TO TIA/EIA-568A CAT 5 TO COMPLIES WITH CAT 3 REQUIREMENTS	12/18/01	R.CARRICK
C	CHANGE NOTE 2, BODY COLOR FROM BLACK TO BEIGE (ECN #1140)	6/12/02	TJC
D	ADDED PRODUCT VALIDATION, DELETED METRIC DIMENSIONS (ECN1313)	3/6/03	DFP
E	ECN1629: ADDED COMPONENT SPECIFICATION TABLE	1/19/04	DFP

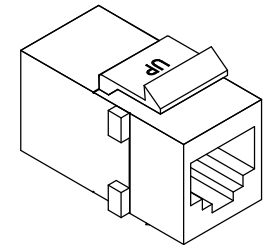
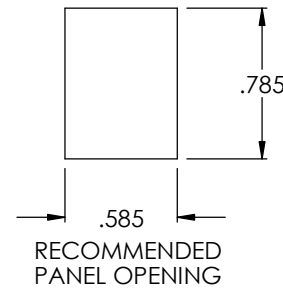


2X RJ45 JACK  
(8 X 8)

Component Specification	
<b>Material</b>	
Housing	ABS, UL94V-0 compliant, Color: Ivory
Contacts	Phosphor Bronze
Contact Plating	Gold, 50 microns over nickel plating
Shield	Sheet steel
<b>Design</b>	
Jack	Compliant to mechanical requirements of FCC 68.5 Subpart F
<b>Electrical</b>	
Current Rating	1.5 Amp (max)
Voltage Rating	1000 volts
<b>Environmental</b>	
Operating Temperature Range	0°C to +60°C
<b>Application</b>	
Rating	Category 3
Wiring	Straight through
Maximum Panel Thickness	.065"

CS-215

WIRING TABLE	
PIN 1	PIN 1
PIN 2	PIN 2
PIN 3	PIN 3
PIN 4	PIN 4
PIN 5	PIN 5
PIN 6	PIN 6
PIN 7	PIN 7
PIN 8	PIN 8
SHIELD	SHIELD



UNLESS OTHERWISE SPECIFIED, DIMENSIONS ARE IN INCHES. TOLERANCES ARE:  
 .X ±.1  
 .XX ±.05  
 .XXX ±.005  
 CABLE LENGTH TOLERANCE  
 <300" ±5% >300" ±2%

APPROVALS	DATE
DRAWN BY TJC	12/17/01
CHECKED BY DFP	12/18/01
APPROVED BY CM	12/18/01

CONFIGURATION DETAILS OF UNDIMENSIONED FEATURES MAY VARY

<b>L-com</b> CONNECTIVITY PRODUCTS		45 BEECHWOOD DRIVE NORTH ANDOVER, MA 01845	
PRODUCT DESCRIPTION <b>CAT 3 RJ45 SHIELDED COUPLER</b>			
DRAWING TITLE <b>OUTLINE DRAWING</b>			
SIZE <b>A</b>	FSCM NO. <b>43321</b>	DWG. NO. <b>TDG1026KS-8P-OD1</b>	REV. <b>E</b>
SCALE: NONE		CAD FILE: TDG1026KS-8P-OD1.SLDDRW	SHEET 1 OF 1