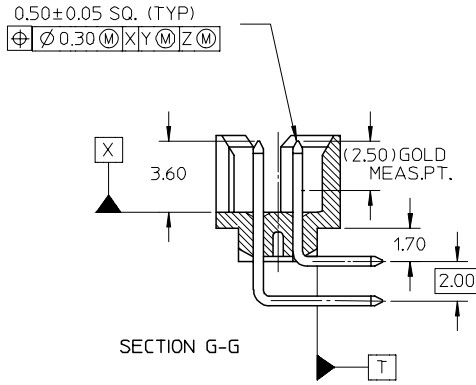
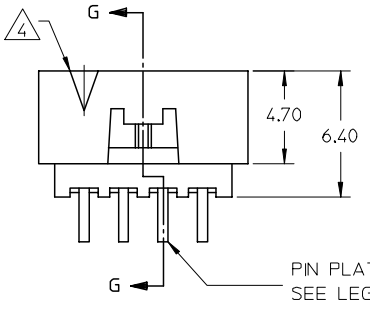
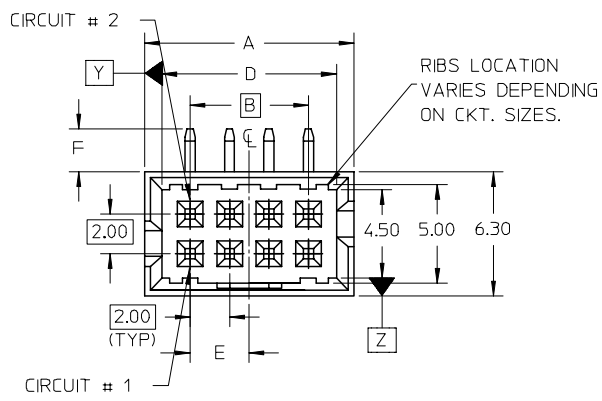
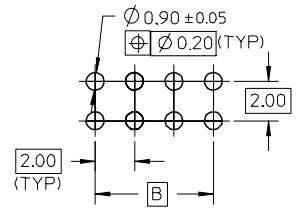
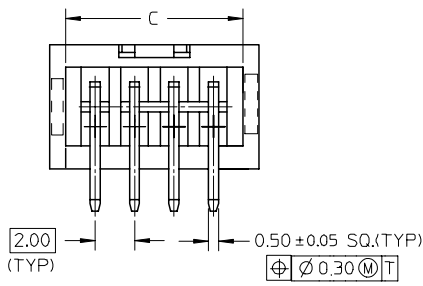


ASSEMBLY P/N PACKED IN TUBE (W/O KAPTON)	ASSEMBLY P/N PACKED IN TUBE (WITH KAPTON)	ASSEMBLY P/N PACKED IN T&R (WITH KAPTON)	CKT SIZE	VOID PIN LOCATION	DIMENSION						PLATING OPTION
					A	B	C	D	E	F	
87833-0431	87833-0441	87833-0451	4	-	6.65	2.00	5.00	4.85	1.00	2.16	1
87833-0631	87833-0641	87833-0651	6	-	8.65	4.00	7.00	6.85	2.00	2.16	1
87833-0831	-	-	8	-	10.65	6.00	9.00	8.85	3.00	2.16	1
87833-1031	-	-	10	-	12.65	8.00	11.00	10.85	4.00	2.16	1
87833-1231	-	-	12	-	14.65	10.00	13.00	12.85	5.00	2.16	1
87833-5230	-	-	-	1	-	-	-	-	-	-	-
87833-0432	-	-	4	-	6.65	2.00	5.00	4.85	1.00	2.16	2
87833-0632	-	-	6	-	8.65	4.00	7.00	6.85	2.00	2.16	2
87833-0832	-	-	8	-	10.65	6.00	9.00	8.85	3.00	2.16	2
87833-1032	-	-	10	-	12.65	8.00	11.00	10.85	4.00	2.16	2
87833-1232	-	-	12	-	14.65	10.00	13.00	12.85	5.00	2.16	2
87833-5220	-	-	10	10	12.65	8.00	11.00	10.85	4.00	2.16	1
-	87833-1041	87833-1051	10	-	12.65	8.00	11.00	10.85	4.00	1.70	1
87833-0661	-	-	6	-	8.65	4.00	7.00	6.85	2.00	3.18	1



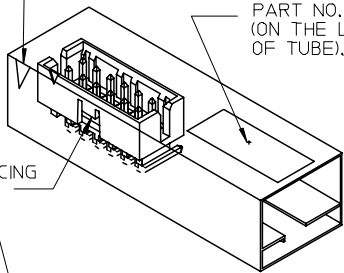
- PLATING OPTIONS:
- 0.38um/15uin GOLD IN CONTACT AREA AND 1.88um/75uin MIN.TIN IN SOLDER TAIL AREA OVER 1.27um/50uin MIN. NICKEL OVERALL.
 - 0.76um/30uin GOLD IN CONTACT AREA AND 1.88um/75uin MIN.TIN IN SOLDER TAIL AREA OVER 1.27um/50uin MIN. NICKEL OVERALL.

- NOTES:
- FOR ILLUSTRATION PURPOSES, 8 CIRCUIT SIZE WAFER IS SHOWN.
 - MATERIAL :
HOUSING : NYLON 46, GLASS FILLED, UL94V-0, COLOR BLACK.
PIN : 0.50MM SQ.PHOSPHOR BRONZE.
KAPTON TAPE : POLYIMIDE 4mm X 30m X 0.055mm COLOR: AMBER
 - PRODUCT SPECIFICATION PS-87831-027 APPLIES.
 - CKT 4 & 6 HAS NO IDENTIFICATION TAG.
 - THIS HEADER MATES WITH MOLEX:
a) CRIMP RECEPTACLE HOUSING, 51110 SERIES WITH CRIMP TERMINAL, 50394 SERIES.
b) 2MM MILLIGRID DUAL ROW IDT, 87568 SERIES.
 - PARTS TO BE PACKED WITH MOISTURE BARRIER BAG.



RECOMMENDED PCB PATTERN

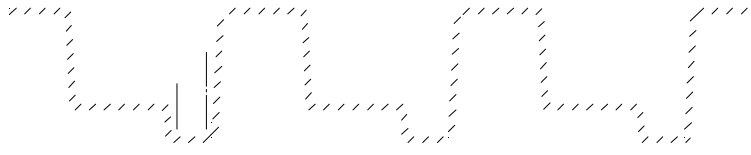
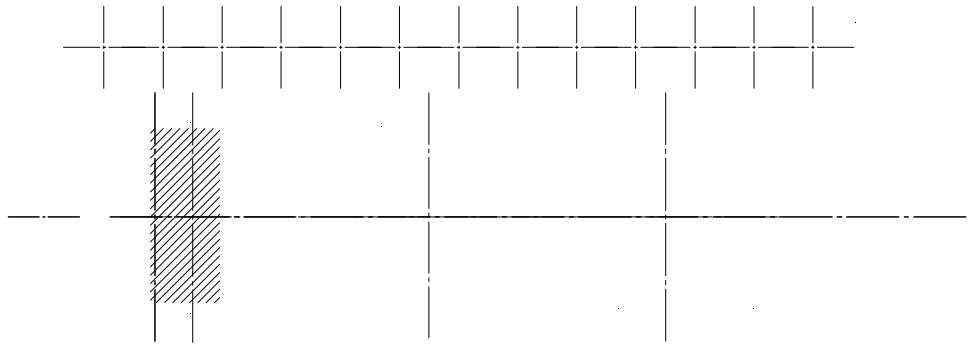
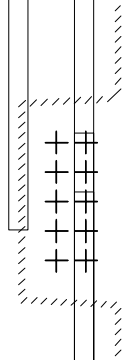
ADD MOIST BAG NOTE EC NO: S2007-0931 DRWN:GMENARLY CHKD:SKANG APPR:MLONG	QUALITY SYMBOLS ▽=0 ▽=0	GENERAL TOLERANCES (UNLESS SPECIFIED)		DIMENSION STYLE		SCALE	DESIGN UNITS	THIRD ANGLE PROJECTION		
				MM ONLY		NTS	METRIC			
				mm	INCH	DRAWN BY		TITLE		
						DATE				
REV A11	DESCRIPTION	4 PLACES ± --- ± ---		ATSEE		2003/10/23		MGRID, SHROUDED HEADER W/LOCKING FEATURE, R/A		
		3 PLACES ± --- ± ---		CHECKED BY		DATE				
		2 PLACES ± 0.2 ± ---		KCLING		2003/11/07		MOLEX MOLEX INCORPORATED		
		1 PLACE ± --- ± ---		APPROVED BY		DATE				
ANGULAR ± 3 °		SKTOH		2003/11/07		DOCUMENT NO.		SHEET NO.		
DRAFT WHERE APPLICABLE MUST REMAIN WITHIN DIMENSIONS		SEE TABLE		SD-87833-011		1 OF 2				



PART NO. 8999
(ON THE LEFT HAND SIDE
OF TUBE).

WINDOW FACING
OUTWARDS

REF: ORIENTATION OF PART IN TUBE.
(FOR THE REFERENCE OF PART/TUBE ASSEMBLY.)



© THIRD ANGLE
PROJECTION