

SILVERPAK 17D



■ FEATURES

- NEMA 17, 1.8° Bipolar Step Motor
- Operates from +12 to 24 VDC
- Up to 85 oz-in of Holding Torque
- Phase current ranges from 0.25 to 2.0 Amps Peak
- Step Resolutions from Full, 2x, 4x, 8x
- Optically isolated Step, Direction, and Disable/Enable Inputs
- Selectable Current Reduction of 33%
- Low Power Dissipation
- Efficient Current Control
- Thermal Shutdown, Under-voltage Protection
- 3 stack lengths available

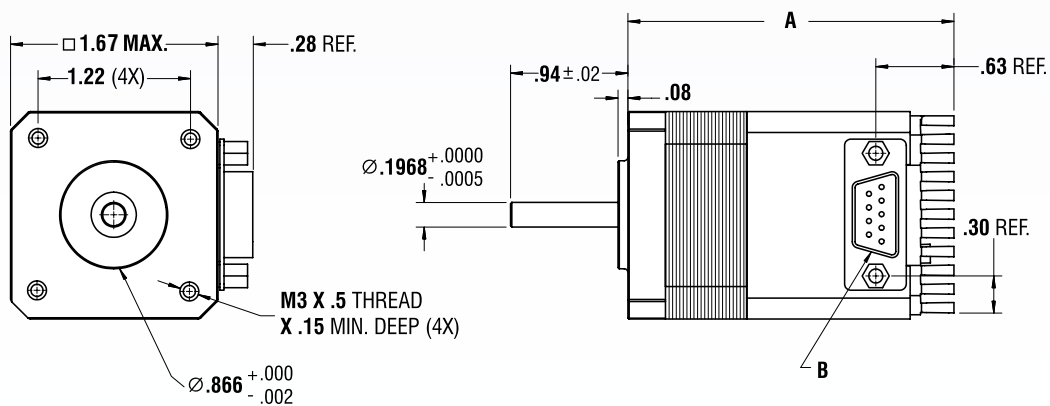
■ SPECIFICATIONS

- **INPUT VOLTAGE:**
+12 to 24 VDC (Including Unregulated Power Supplies)
- **DRIVE CURRENT (PER PHASE):**
0.25 to 2 Amps Peak
- **OPTICALLY ISOLATED INPUTS:**
Step Clock, Direction, Enable & Disable
- **STEP FREQUENCY (MAX):**
30 kHz
- **STEPS PER REVOLUTION (1.8° MOTOR):**
200, 400, 800, 1600
- **MICROSTEP RESOLUTIONS (1.8° MOTOR):**
Full, 2x, 4x, 8x

■ DIMENSIONS (inches)

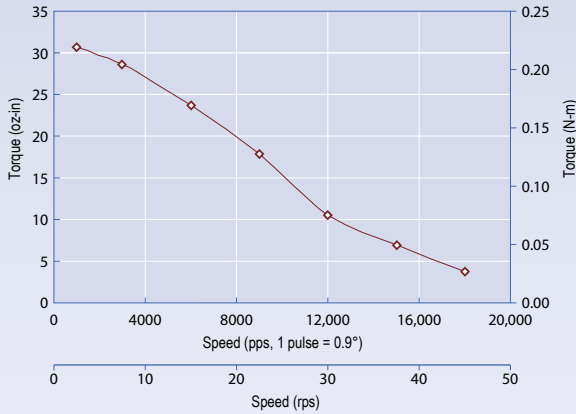
A. Overall Body Length
DO-4118S: 2.69" (6.83cm)
DO-4118M: 2.92" (7.42cm)
DO-4118L: 3.24" (8.23cm)

B. DB-9 Connector for Controls

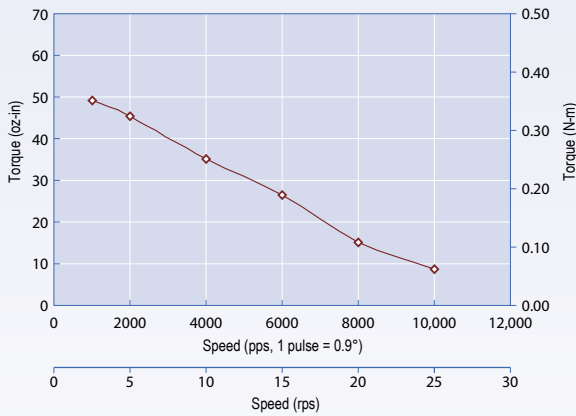


TORQUE CURVES

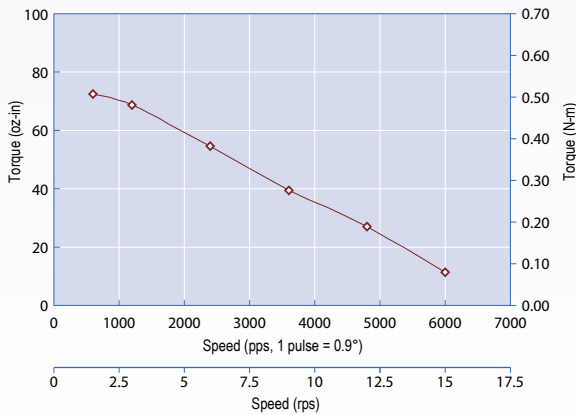
DO-4118S-01 24vDC, 2 Amps Peak, SilverPak 17D, 1/2 Stepping



DO-4118M-03P 24vDC, 2 Amps Peak, SilverPak 17D, 1/2 Stepping



DO-4118L-06P 24vDC, 2 Amps Peak, SilverPak 17D, 1/2 Stepping



MOTOR SPECIFICATIONS

Model DO-4118S-01

Holding Torque oz-in (N-m)	30.00 (0.21)
Rotor Inertia oz-in ² (kg-cm ²)	0.18 (0.03)
Weight (Motor + Driver) lbs (gm)	0.55 (0.25)

Model DO-4118M-03P

Holding Torque oz-in (N-m)	45.00 (0.32)
Rotor Inertia oz-in ² (kg-cm ²)	0.28 (0.05)
Weight (Motor + Driver) lbs (gm)	0.75 (0.34)

Model DO-4118L-06P

Holding Torque oz-in (N-m)	85.00 (0.60)
Rotor Inertia oz-in ² (kg-cm ²)	0.37 (0.07)
Weight (Motor + Driver) lbs (gm)	0.85 (0.39)


OPTIONAL ENCODER

Optional encoder available with **SilverPak 17DE**

Encoder features:

- Max 1,250 cycles per revolution (CPR)
- Max 5,000 pulses per revolution (PPR) (quadrature)
- 2 channel quadrature TTL squarewave outputs
- Optional index (3rd channel)
- Position correction capabilities

OPTIONAL SHAFT MODIFICATIONS



For more shaft modification options, see page 65.