

# FS-380P Series – Industrial Strength Inline Plastic Flow Switch

**Flow Rate Settings:** 0.25 GPM to 2.00 GPM  
**Port Size:** 3/8" NPT Male and 1/4" Quick Disconnect (QDC) Male  
**Primary Construction Material:** Polypropylene  
**Setting Type:** Fixed

This rugged inline flow switch offers the same superior performance to non-clogging as its metal cousin (FS-380). The fixed set point and simple design make it a dependable switch. The FS-380P is an ideal choice for coolant applications requiring reliable flow detection in HVAC, semiconductor, welding, medical and other industries. 1/4" quick disconnect units have a host of snap-on mating adapters to fit most piping requirements.

## Specifications

<b>Wetted Materials</b>	
<b>Housing</b>	Glass Reinforced Polypropylene
<b>Piston</b>	PPS Composite
<b>Spring</b>	316 Stainless Steel
<b>O-Ring</b>	Fluorocarbon
<b>Operating Pressure</b>	125 PSI (8.6 bar) @ 70°F (21°C), 50 PSI (3.4 bar) @ 212°F (100°C)
<b>Operating Temperature</b>	0°F to 212°F (-18°C to +100°C)
<b>Set Point Accuracy</b>	20% of Set Point
<b>Set Point Differential</b>	20% Maximum
<b>Switch*</b>	SPST, 10VA, N.O. at no Flow
<b>Electrical Termination</b>	24" to 26" Polymeric Leads, 22 AWG
<b>Filtration</b>	100 Micron
<b>Approvals</b>	CUL

\*See "Electrical Data" on Page X-5 for more information.


## How To Order

Specify Part Number based on flow settings. Adapters for the 1/4" Quick Disconnect (QDC) Male unit are listed in the table at right.

Flow Settings GPM	Part Numbers	
	3/8" NPT Male	1/4" QDC Male*
0.07	216445**	216446**
0.15	209876	203206
0.25	197081 ⚡	197091 ⚡
0.50	197082 ⚡	197092 ⚡
1.00	197083 ⚡	197093 ⚡
1.50	197084 ⚡	197094 ⚡
2.00	197085 ⚡	197095 ⚡

\* See selection of adapters at right.  
 QDC = Quick Disconnect  
 \*\* Set point accuracy 0.06 to 0.1 GPM

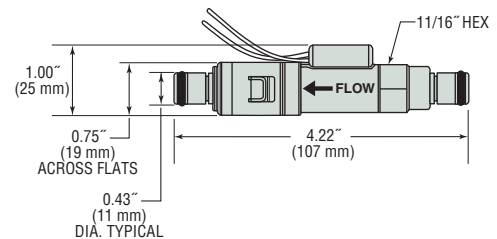
⚡ – Stock Items.



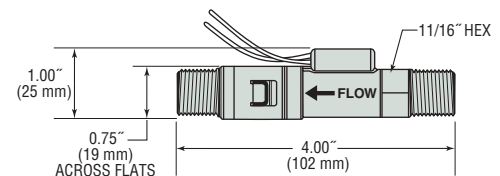
CE cRUUS File No. E31926

## Dimensions

**1/4" Quick Disconnect Male Adapter**  
 See table at bottom right for adapter Part Numbers.




**3/8" NPT Port**



Acetal Adapters for 1/4" Quick Disconnect Male Tube Fitting Units (180°F max.)

These adapters are available with or without an integral shut-off valve. The shut-off valve will stop line flow when the adapter is removed from the unit. Flow resumes when connected.



Typical shown: 1/4" NPT Male Pipe Thread with Shut-off Valve

Description	Part Numbers	
	Straight Through	with Shut-Off Valve
1/4" NPT Male Pipe Thread	195787 ⚡	198063
1/4" BSPT Male Pipe Thread	198064 ⚡	195788
3/8" NPT Male Pipe Thread	198065 ⚡	198066
3/8" BSPT Male Pipe Thread	198067 ⚡	198068
1/4" O.D., .27" I.D. (6 mm O.D., 4.3 mm I.D.) Polytube	198096 ⚡	198097
3/8" O.D., 1/4" I.D. (9.5 mm O.D., 6 mm I.D.) Polytube	198099 ⚡	198098
1/4" (6.4 mm) I.D. Barb	198401 ⚡	198402
5/16" (7.9 mm) I.D. Barb	198403 ⚡	198404
3/8" (9.5 mm) I.D. Barb	198408 ⚡	198405
1/4" O.D. (6.4 mm) O.D. JG®	198470 ⚡	198406
3/8" O.D. (9.5 mm) O.D. JG®	198459 ⚡	198407

JG® is a registered trademark of John Guest USA, Inc.