



D
DATE
H
D
H
D
H
B

A



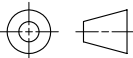
TOLERANCES
UNLESS OTHERWISE STATED

X.X	±0.1	X.X	±0.1°
-----	------	-----	-------

D0963 & D0963 XY

tion
 PROPRIETARY TO PENN
 NOT BE LOANED, REPRODUCED, COPIED, OR TRANSFERRED
 TO ANY OTHER PARTY OR USED
 FOR ANY PURPOSES WITHOUT
 THE WRITTEN PERMISSION OF PENN FAB

THIRD ANGLE PROJECTION



ISS.	DESCRIPTION	DRAWN	CHK'D	APP'D
		DATE	DATE	DATE
A	INITIAL ISSUE	CAJH		
C	CORRECT MATERIAL	CAJH		
		23.11.00		
D	CORRECT BLANK SIZE	CAJH		
		14.3.03		

1 HOLE PER UNIT $\phi 5.2$

23.83

5

5

NOTE:
1 UNIT = 44.45mm

MATERIAL
1.5mm CR4

FINISH
SEE SHEET 1

TOLERANCES
UNLESS OTHERWISE STATED
LINEAR ANGULAR
X.X ± 0.5 X $\pm 0.5^\circ$
X.XX ± 0.1 X.X $\pm 0.1^\circ$

ALL DIMENSIONS IN mm
SCALE
1:1

CUSTOMER
WORKS

TITLE
R0863 & R0863-XX
FULL HOLE RACK STRIP

penn fabrication®

THIS DOCUMENT CONTAINS INFORMATION PROPRIETARY TO PENN FABRICATION LTD. AND SHALL NOT BE REPRODUCED NOR TRANSFERRED TO OTHER DOCUMENTS NOR DISCLOSED TO A THIRD PARTY OR USED FOR ANY PURPOSE OTHER THAN FOR WHICH IT IS FURNISHED WITHOUT THE WRITTEN PERMISSION OF PENN FABRICATION LTD.

DRAWING NUMBER
R0863

SHEET
No. 2
OF 2

A
4

Rack Strip Sizes

U	Cut Length (mm)
3	136.55
4	181
5	225.45
6	269.9
8	358.8
10	447.7
12	536.6
14	625.5
16	714.4
18	803.3
20	892.2
22	981.1
24	1070
26	1158.9
28	1247.8
30	1336.7
32	1425.6
34	1514.5
36	1603.4
38	1692.3
40	1781.2
42	1870.1
44	1959
45	2003.45