

19" RACK CASES

FEATURES

- Conforms to IEC 297-1, DIN 41494
- Simple design for total access
- Three depth variations
- Three height variations
- Numerous configurations for total flexibility
- Slide mounting facility

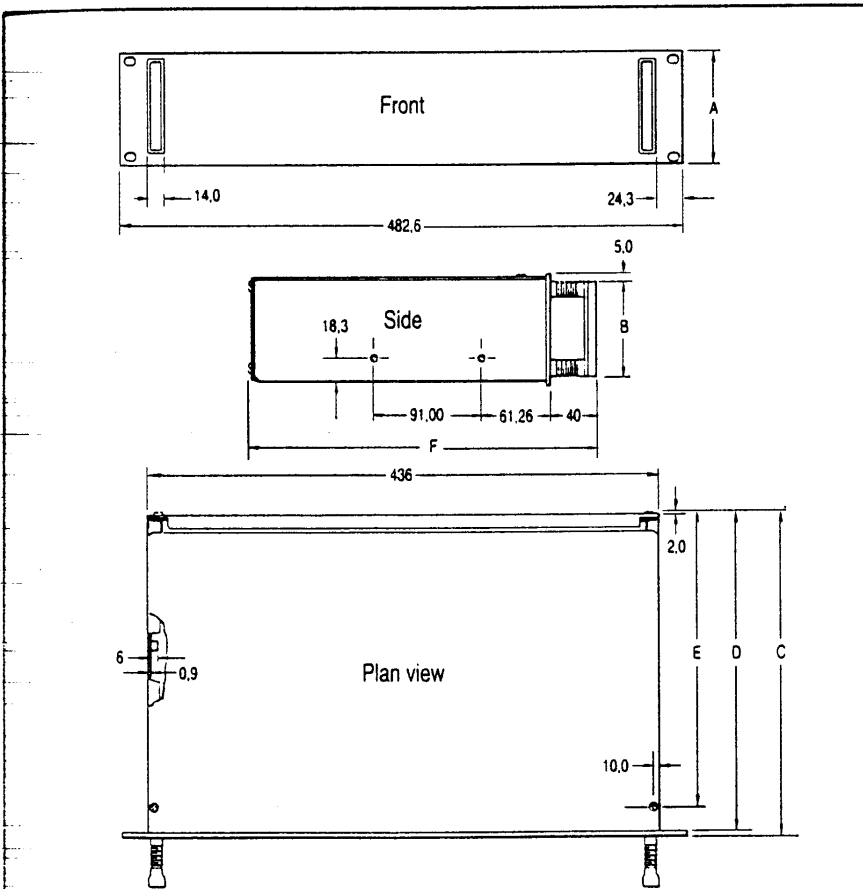

APPLICATIONS

19" rack cases are designed to offer a simple solution to many 19" mounting applications, notably for those involving audio and radio equipment. The design allows numerous combinations to be assembled according to the application and hence offers total flexibility for the design engineer, using common piece parts. It also allows the case to be presented in a number of attractive finishes for individual product tailoring.

For rack configuration guide see page 5.46

MATERIAL SPECIFICATION

- Top and base : 0.9mm RAL 7035 painted steel
- Front panels : 3mm anodised aluminium (black or clear) or painted steel  
1.6mm RAL 7035
- Rear panels : 1.2mm RAL 7035 painted steel
- Handles : ABS RAL 7035 or black and clear/black .  
Anodised aluminium extrusion.




Height of unit	A	B	Dept of unit	C	D*	E	F
1U	44,45	34,00	250	252,0	249,0	229,0	292,0
2U	88,9	78,0	350	352,0	349,0	329,0	392,0
3U	133,35	122,0	450	452,0	449,0	429,0	492,0

\*Assuming 2mm E/panel thickness

# 19" RACK CASES

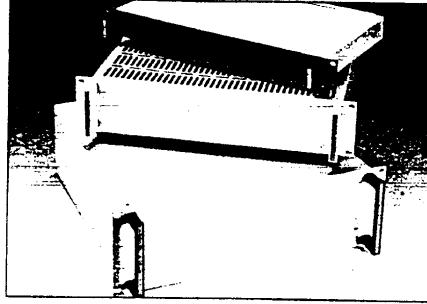
## HOW TO CONFIGURE THE RACK CASE

Since it is generally accepted that the case will consist of a top, base, front and rear, the following example illustrates how to select the configuration which best suits you.




### ▲ THE TOP

This is available in 3 depths of 250mm, 350mm and 450mm in a ventilated and unventilated version and is simply attached to the case by means of two fastenings at the front.




### ▲ HANDLES

These are available in 1U, 2U and 3U versions and can be either black or grey. They attach to the case using 4 fixing screws through the front panel fixing centres.



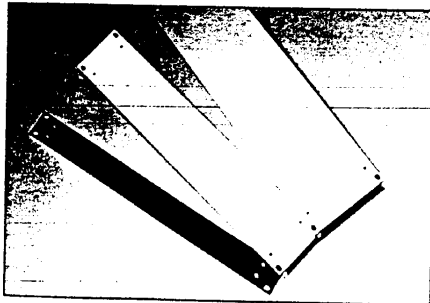
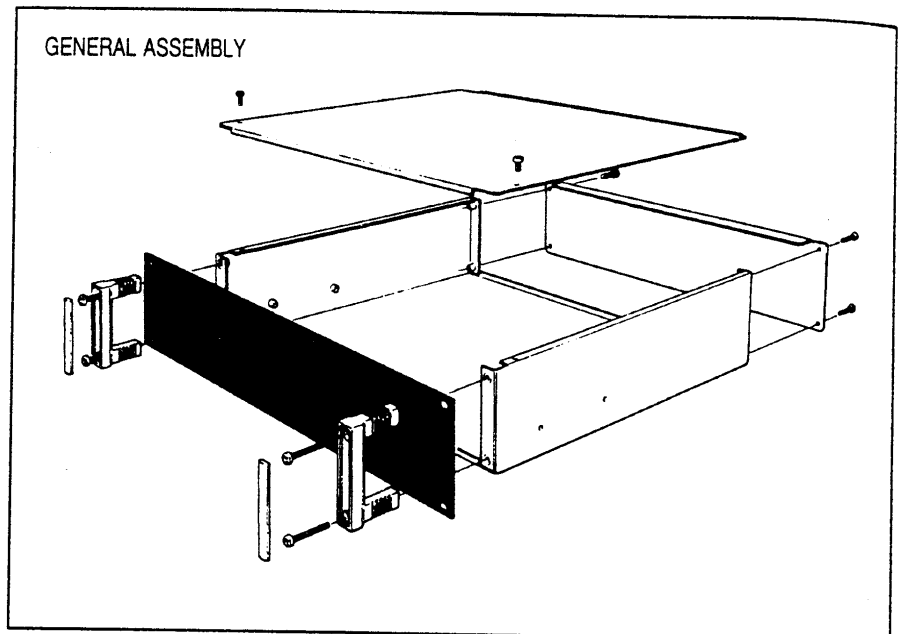
### ▲ REAR PANELS

These are available in RAL 7035 painted steel and are attached to the base by 4 screw fixings. There are 3 height variations of 1U, 2U and 3U and all are removable.



### ▲ THE BASE

This is available in 3 depths of 250mm, 350mm and 450mm and three heights of 1U, 2U and 3U. It is also available in ventilated and unventilated versions. The base also has provision for the attachment of slides.



### ▲ FRONT PANELS

These are available in anodised aluminium (black or clear) and are attached to the base by means of 4 screw fixings. There are 3 height variations of 1U, 2U and 3U and all will accept front panel handles.

**Delivery:** Please note that all units will be supplied assembled.

## 19" RACK CASES PART SELECTOR CHART

### Ordering information

Front panels	1U	2U	3U
Painted steel (grey)	503-232969L	503-232972L	503-232975E
Black anodise	503-232970D	503-232973J	503-232976C
Clear anodise	503-232971B	503-232974G	503-232977A
Rear panels	1U	2U	3U
RAL 7035 painted steel	503-232984D	503-232985B	503-232986L
Top covers	250mm	350mm	450mm
Ventilated	503-232963A	503-232965H	503-232967D
Unventilated	503-232964K	503-232966F	503-232968B
Base 1U	250mm	350mm	450mm
Ventilated	503-232945C	503-232951H	503-232957G
Unventilated	503-232946A	503-232952F	503-232958E
Base 2U	250mm	350mm	450mm
Ventilated	503-232947K	503-232953D	503-232959C
Unventilated	503-232948H	503-232954B	503-232960G
Base 3U	250mm	350mm	450mm
Ventilated	503-232949F	503-232955L	503-232961E
Unventilated	503-232950K	503-232956J	503-232962C
Handles	1U	2U	3U
Black	503-232978K	503-232980A	503-232982H
Grey	503-232979H	503-232981K	503-232983F

Note: Care should be taken with 1U and 2U 450mm deep versions not to excessively weight load the unit without the use of additional chassis supports.

**CONFIGURATED PART NUMBERS:**

So that specific permutations can be provided, it is now possible to configure exact requirements using the chart below. Each digit of the order code represents an available option for example, part number 519-110111 represents a 1U rack case, 250mm deep with a plain top cover and base, clear anodised front panel and grey handles. Configured units will be supplied assembled.

**RACK CASE CODE GENERATOR**

519-11

X

X

X

X

Height	Depth	
1U	250	0
2U	250	1
3U	250	2
1U	350	3
2U	350	4
3U	350	5
1U	450	6
2U	450	7
3U	450	8

0 = Vented top & base
1 = Unvented top & base
2 = Vented top / unvented base
3 = Unvented top / vented base
4 = Vented base only
5 = Unvented base only

0 = No handles or rear panel
1 = R/panel & grey handle
2 = R/panel & black handle
3 = Grey handles only
4 = Black handlers only
5 = R/panel only

0 = No front panel
1 = Clear anodised front panel
2 = Black anodised front panel
3 = Grey painted front panel