



# CHIP TRIMMER POTENTIOMETER



## Carbon Chip Trimmer Potentiometer POZ2 Series

**Ultra thin 1.0mm max. height ! Surface mount with 2mm package achieve excellent performances.**

### ■FEATURES

1. Ultra-small and thin external dimensions of 2.1(W) × 2.7(L) × 1.0max.(T)mm.
2. Au plated termination achieve a high density P.C.B. mounting.
3. Cross-shaped driver slot allows for in-process automatic adjustment and it provides superior adjustability.
4. Two pieces parts construction achieve low cost and excellent quality.
5. Special resin substrate allow high peak temperature for reflow soldering.

### ■APPLICATIONS

Pick-up module, LCD, Cellular-phone, PHS, Pagers, DVC, Digital camera, Portable audio, etc

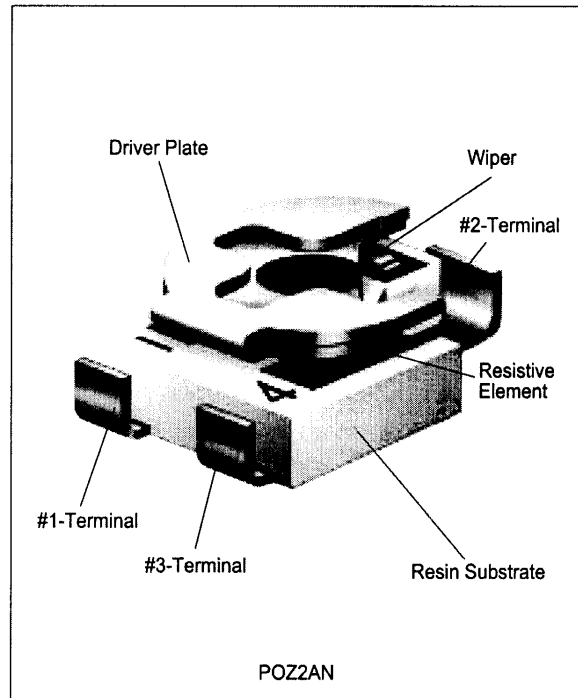
### ■PART NUMBERING

(Please specify the part number when ordering.)

(Ex.) 

|      |    |   |   |   |     |   |   |     |
|------|----|---|---|---|-----|---|---|-----|
| POZ2 | AN | - | 1 | - | 103 | N | - | T00 |
|------|----|---|---|---|-----|---|---|-----|

- ① Model number
  - ② Figure number AN : Top adjustment
  - ③ Options 1 : Standard
  - ④ Resistance code
  - ⑤ Total resistance tolerance N : ±30%
  - ⑥ Packaging code
- Taping : T00.....3,000pcs./reel (180mm dia.)  
 Bulk : No codes...1,000pcs./bag



### ■RATINGS

| Item                            | POZ2                                    |
|---------------------------------|---|
| Standard Total Resistance Range | 500Ω to 1MΩ                             |
| Total Resistance Tolerance      | ±30% of standard total resistance value |
| Taper                           | B (Linear)                              |
| Power Rating                    | 1/10W (50°C)                            |
| Max. Working Voltage            | 50Vdc                                   |
| Operating Temperature Range     | -25°C to +85°C                          |
| Rotational Torque               | 1.0-14.7mNm (10-150gf·cm)               |
| Effective Rotational Angle      | 240°±10°                                |


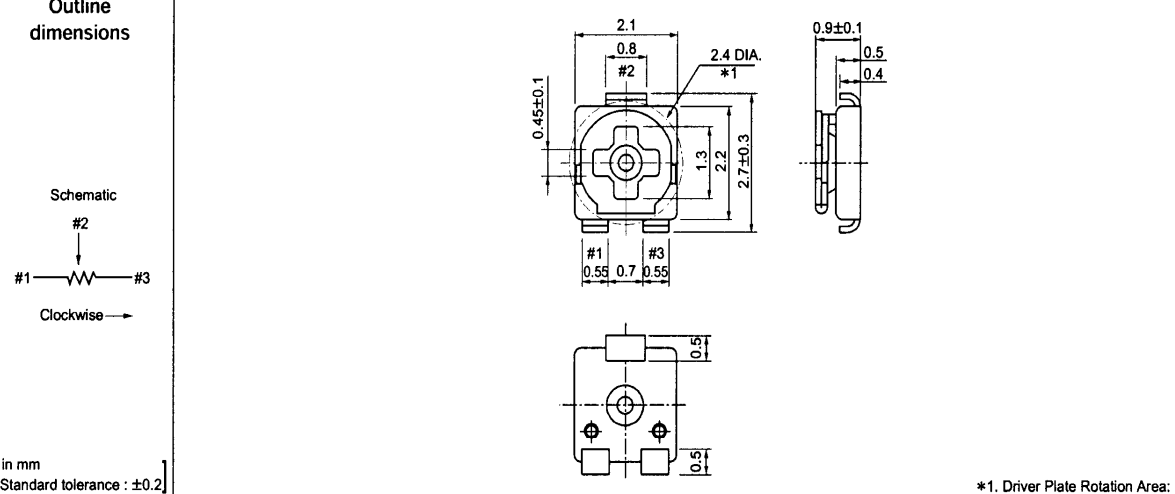
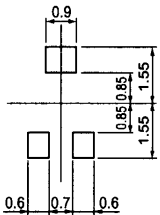
### ■OTHERS

- See pages 43 to 44 for Notice
- See page 45 for test methods

### ■ENVIRONMENTAL CHARACTERISTICS

| Item                                  | POZ2   |
|---------------------------------------|--|
| Humidity Exposure                     | Res. Change : +10, -2%                                 |
| High Temperature Exposure             | Res. Change : R≤100kΩ...+2, -10%<br>100kΩ<R...+2, -15% |
| Humidity Load Life                    | Res. Change : ±10%                                     |
| Load Life                             | Res. Change : R≤100kΩ...+2, -10%<br>100kΩ<R...+2, -15% |
| Temperature Cycle                     | Res. Change : ±5%                                      |
| Temperature Coefficient of Resistance | ±500ppm/°C   |
| Rotational Life                       | Res. Change : ±10% (10 cycles)                         |

■PART NUMBER TABLE

| Standard<br>Total<br>Resistance<br>Values  | Model Number   |
|--|--|
|  | Top adjustment<br><br>POZ2AN Series       |
| 500Ω   | POZ2AN-1-501N  |
| 1kΩ  | POZ2AN-1-102N  |
| 2kΩ  | POZ2AN-1-202N  |
| 3kΩ  | POZ2AN-1-302N  |
| 5kΩ  | POZ2AN-1-502N  |
| 10kΩ   | POZ2AN-1-103N  |
| 20kΩ   | POZ2AN-1-203N  |
| 30kΩ   | POZ2AN-1-303N  |
| 50kΩ   | POZ2AN-1-503N  |
| 100kΩ  | POZ2AN-1-104N  |
| 200kΩ  | POZ2AN-1-204N  |
| 300kΩ  | POZ2AN-1-304N  |
| 500kΩ  | POZ2AN-1-504N  |
| 1MΩ  | POZ2AN-1-105N  |
| Outline<br>dimensions<br><br>Schematic<br>#2<br>#1 — #3<br>Clockwise →<br><br>[ in mm<br>Standard tolerance : ±0.2 ] |  <p>*1. Driver Plate Rotation Area.</p> |
| Standard<br>PCB layout<br><br>[ in mm<br>Standard tolerance : ±0.1 ]   |   |

\* E6 resistance values are also available.