

SOFT START CONTROL MODULE

SSC

X10336

INTRODUCTION

This mains operated soft start power module gives an adjustable ramp up time of between 1 to 60 seconds. The unit also incorporates a 10 – 50% pedestal, which allows a variable set point of the start up voltage required on certain applications. These units are capable of soft starting loads up to 25A (when mounted on a suitable heatsink)

APPLICATIONS

Suitable for most resistive and inductive loads within voltage and power limitation, such as heat lamps, fans, pumps and other ac motor loads.

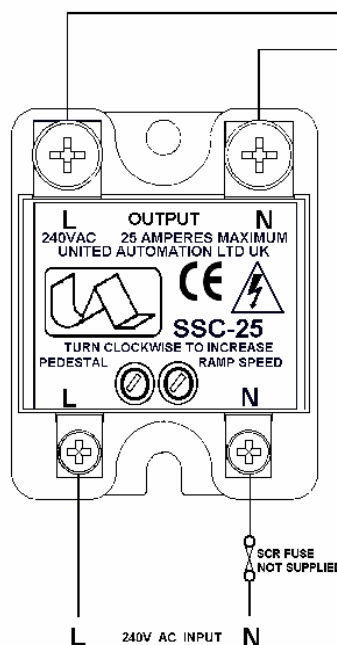
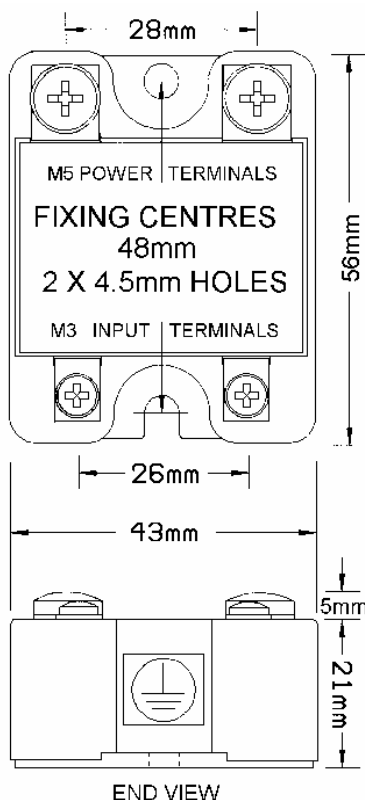
RoHS Compliant
Directive
2002/95/EC

FEATURES

- Compact and easy to use
- Adjustable ramp up time
- Adjustable pedestal
- Simple wiring
- High inrush capability



INSTALLATION

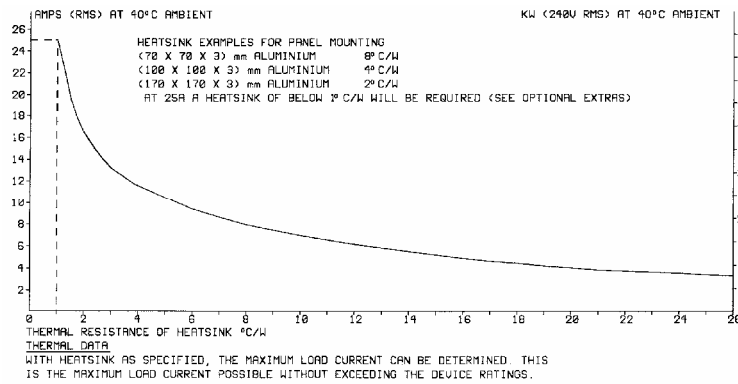


WARNING LIVE TERMINALS
SWITCH OFF MAINS BEFORE
COMMENCING ANY SERVICING WORK.
THIS UNIT MUST BE EARTHED

FIXING REQUIREMENTS
FOR 25A OPERATION THE UNIT SHOULD
BE FASTENED TO A HEATSINK RATED AT
1.3°C PER WATT @ AMBIENT TEMPERATURE
OF 35 C. EARTH THE HEATSINK USING A 4mm
SCREW OR BOLT TOGETHER WITH A STAR
WASHER, ENSURING THAT THERE IS A GOOD
METAL TO METAL CONTACT BETWEEN THE
BASE AND THE HEATSINK.
HEATSINK PASTE IS ESSENTIAL.
(SEE COOLING REQUIREMENTS PAGE 2)

INSTALLATION

COOLING REQUIREMENTS



SPECIFICATIONS

AC system line voltage	110/230V \pm 10%	Line frequency	50/60Hz
Unit limiting RMS current	25A	I ² t for fusing	250 A ² s
Unit limiting RMS current	26A	Isolation voltage	5000V RMS
Minimum operating current	200mA	Ramp time	1 to 60 seconds
Unit current consumption	20mA dc Max	Pedestal	10 to 50%
Operating temperature	-20 to 85°C	Storage temperature	0 to 65°C

FUSING:

It is recommended to use semiconductor (fast acting) type fuses or circuit breakers (Semiconductor - MCB) for unit protection. On initial 'switch on' some loads may need an increased Factor of Safety (F of S) for unit and/or device protection. (See the SRA Datasheet for further information).

CE MARKING

This product family carries a "CE marking". These phase angle type controllers require a suitable remote filter. For information see recommendation section and contact our sales desk. (See the Declaration of Conformity).

RECOMMENDATIONS

Other documents available on request, which may be appropriate for your application:-

CODE	IDENTITY	DESCRIPTION
X10229	RFI	Single Phase Filtering recommendations - addressing EMC Directive
X10213	ITA	Interaction, uses for phase angle and for burst fire control.
X10255	SRA (LVD)	Safety requirements - addressing the Low Voltage Directive including :- Thermal data/cooling ; "Live" parts warning & Earth requirements; Fusing recommendations.
AP02/4	COS	UAL Conditions of sale.

NOTE It is recommended that installation and maintenance of this equipment should be done with reference to the current edition of the I.E.E. wiring regulations (BS7671) by suitably qualified/trained personnel. The regulations contain important requirements regarding safety of electrical equipment (For International Standards refer to I.E.C/ directive IEC 950).

ORDER CODE:

State part number: SSC25.
Optional extras include : Heatsink assembly.



UNITED AUTOMATION LIMITED

1 Southport Business Park
Kew
Southport, PR8 4HQ
ENGLAND

Tel: 0044 (0) 1704 – 516500 Main
Tel: 0044 (0) 1704 – 516516 Sales
Fax: 0044 (0) 1704 – 516501
Enquiry@united-automation.com
www.united-automation.com
Date 23/12/99

Page No. 2 of 2 Issue 2



015

This document was created with Win2PDF available at <http://www.daneprairie.com>.
The unregistered version of Win2PDF is for evaluation or non-commercial use only.