


Deep Gap Slotted Switch with Wire and Connector Options

OPB815L, OPB815WZ Series



Features:

- Wide slot width: 0.375" (9.5 mm)
- Deep slot depth: 0.430" (10.9 mm)
- Selectable wire lengths from 6" (152mm) to 24" (610 mm)
- Seven popular connector options



Description:

The **OPB815** consists of an infrared Light Emitting Diode (LED) and an NPN silicon phototransistor mounted in a low-cost plastic housing. The device is designed to switch electrical states when an opaque object is passed through the slot. The slot is wider and deeper than many slotted switches and will accommodate a variety of different materials.

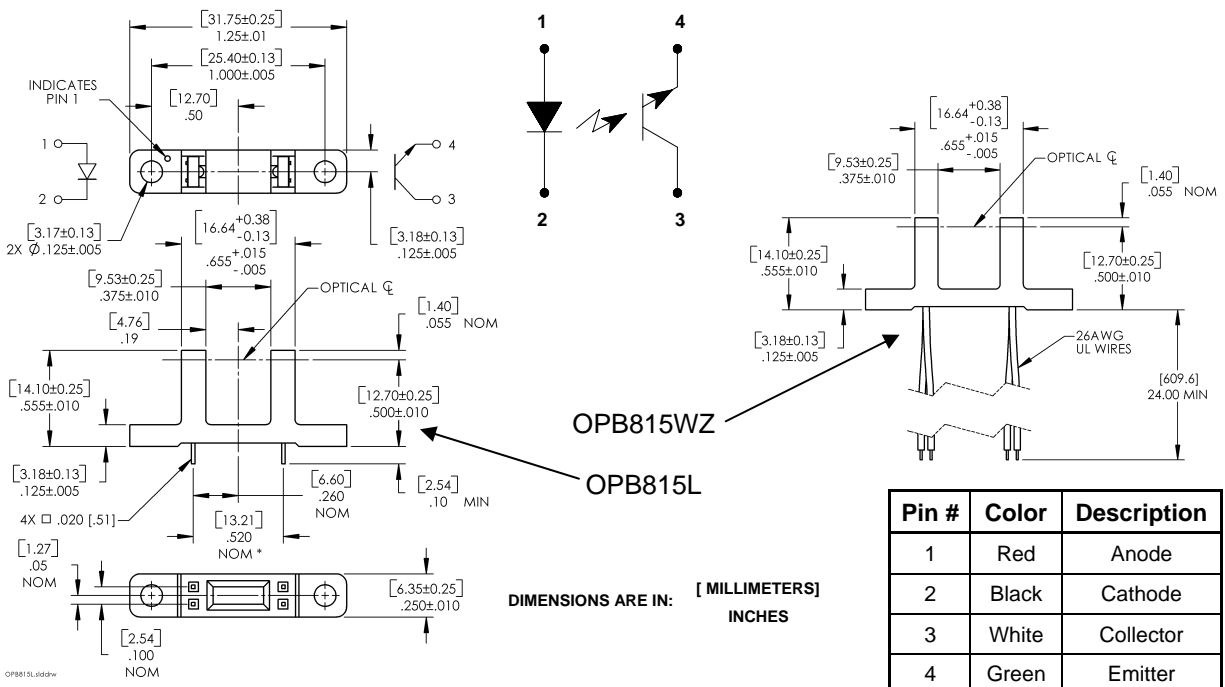
This device can be ordered with PCBoard solderable leads or with 26 AWG stranded, UL rated wire lengths from 6" (152 mm) to 24" (610 mm) and terminated with a variety of industry standard connectors. The result is an off-the-shelf sensor assembly tailored to the specific application's mechanical and electrical requirements.

Custom electrical, wire and cabling and connectors are available. Contact your local representative or OPTEK for more information.

Applications:

- Non-contact object sensing
- Assembly line automation
- Machine automation
- Equipment security
- Machine safety

Ordering Information					
Part Number	LED Peak Wavelength	Sensor	Slot Width / Depth	Aperture Emitter / Sensor	Lead Length / Spacing
OPB815L	890 nm	Transistor	0.375" / 0.430"	None	0.10" / 0.53"
OPB815WZ	890 nm	Transistor	0.375" / 0.430"	None	24" / 26 AWG



Pin #	Color	Description
1	Red	Anode
2	Black	Cathode
3	White	Collector
4	Green	Emitter



RoHS

OPTEK reserves the right to make changes at any time in order to improve design and to supply the best product possible.

Deep Gap Slotted Switch with Wire and Connector Options

OPB815L, OPB815WZ Series



Absolute Maximum Ratings ($T_A=25^\circ\text{C}$ unless otherwise noted)

Storage & Operating Temperature Range	-40° C to +80° C
Lead Soldering Temperature [1/16 inch (1.6mm) from the case for 5 sec. with soldering iron]	260° C

Input Infrared LED

Continuous Forward Current	50 mA
Reverse Voltage	2 V
Power Dissipation ⁽²⁾	100 mW

Output Phototransistor

Collector-Emitter Voltage	30 V
Emitter-Collector Voltage	5 V
Power Dissipation ⁽²⁾	100 mW

Electrical Characteristics ($T_A = 25^\circ\text{C}$ unless otherwise noted)

SYMBOL	PARAMETER	MIN	TYP	MAX	UNITS	TEST CONDITIONS
--------	-----------	-----	-----	-----	-------	-----------------

Input Infrared LED (see OP240 for additional information)

V_F	Forward Voltage	-	-	1.7	V	$I_F = 20 \text{ mA}$
I_R	Reverse Current	-	-	100	μA	$V_R = 2 \text{ V}$

Output Phototransistor (see OP550 for additional information)

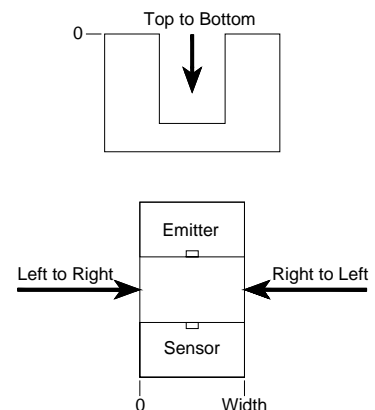
$V_{(BR)CEO}$	Collector-Emitter Breakdown Voltage	30	-	-	V	$I_C = 1 \text{ mA}$
$V_{(BR)ECO}$	Emitter-Collector Breakdown Voltage	5	-	-	v	$I_E = 100 \mu\text{A}$
I_{CEO}	Collector-Emitter Dark Current	-	-	100	nA	$V_{CE} = 10 \text{ V}, I_F = 0, E_E = 0$

Coupled

$V_{CE(SAT)}$	Collector-Emitter Saturation Voltage	-	-	0.4	V	$I_C = 500 \mu\text{A}, I_F = 20 \text{ mA}$
$I_{C(ON)}$	On-State Collector Current	3.5	-	16	mA	$V_{CE} = 10 \text{ V}, I_F = 20 \text{ mA}$

Notes:

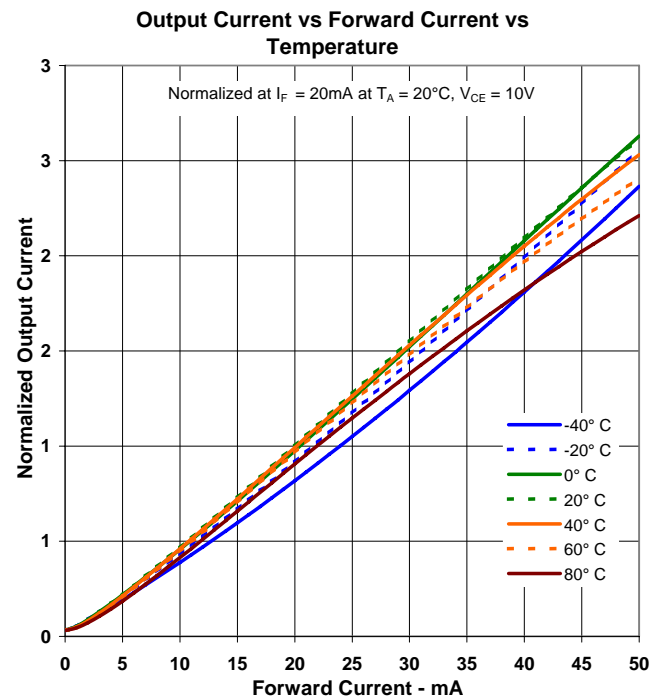
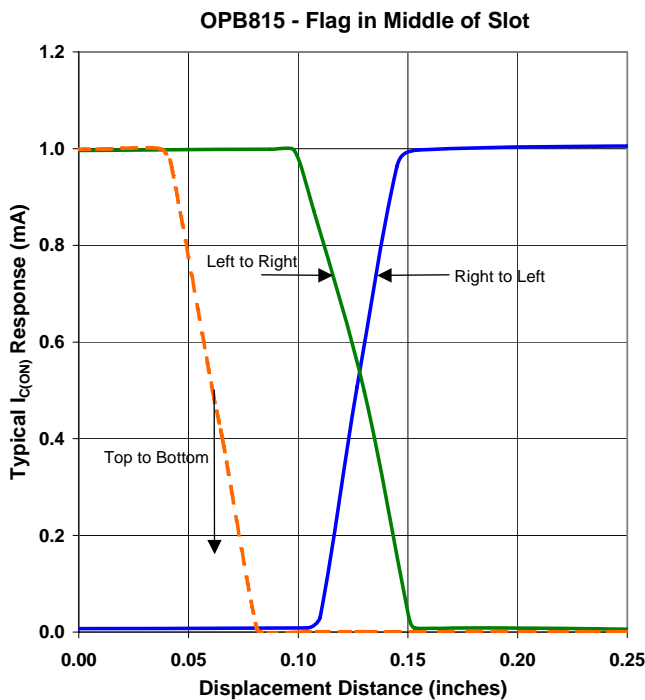
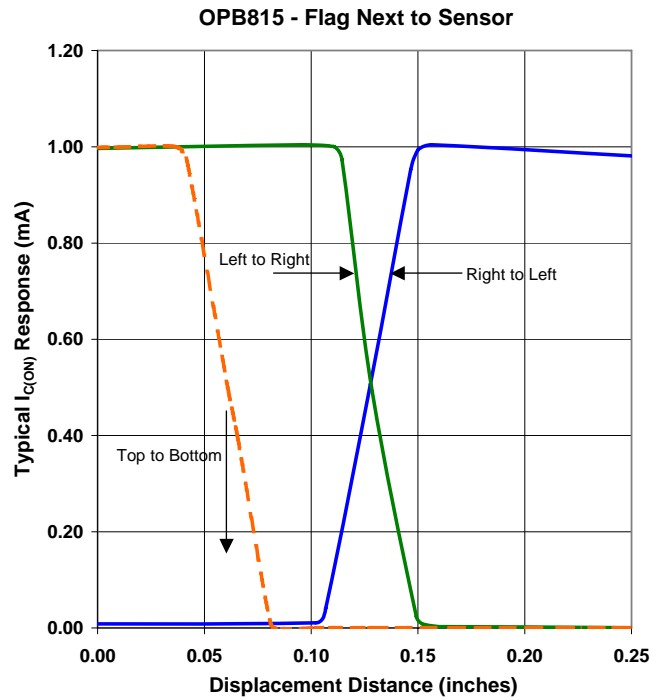
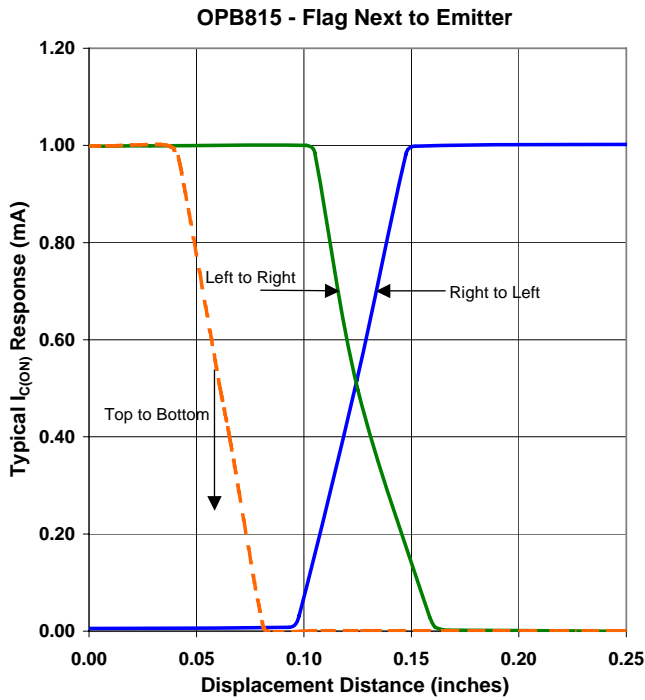
- (1) All wires are 26 AWG stranded, UL rated.
- (2) Derate linearly 1.67mW/°C above 25° C.
- (3) Methanol or isopropanol are recommended as cleaning agents. The plastic housing is soluble in chlorinated hydrocarbons and ketones.
- (4) All parameters tested using pulse techniques.



OPTEK reserves the right to make changes at any time in order to improve design and to supply the best product possible.

Deep Gap Slotted Switch with Wire and Connector Options

OPB815L, OPB815WZ Series



OPTEK reserves the right to make changes at any time in order to improve design and to supply the best product possible.